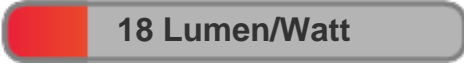




Light efficiency:



Light quality:



Color temperature:



Output: 323 lm

Peak: 846 cd

Power: 17.7 W

PF: 0.63

4 PLANES



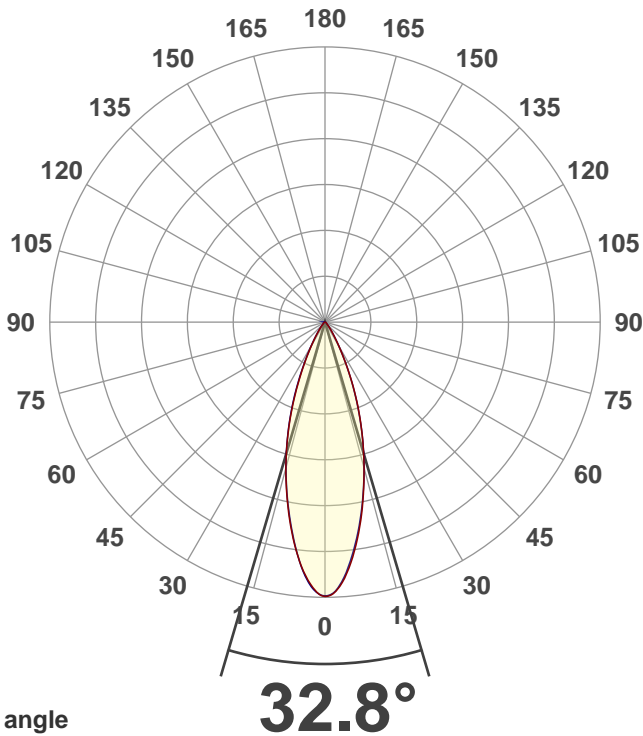
Product name:
MEDI-O RGBA 10000K Wide

Date and time:
5/12/2021 2:35:33 PM


Item number:
NA

Minimum order quantity:
NA

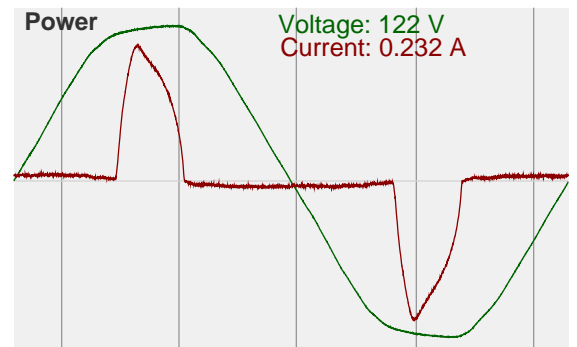
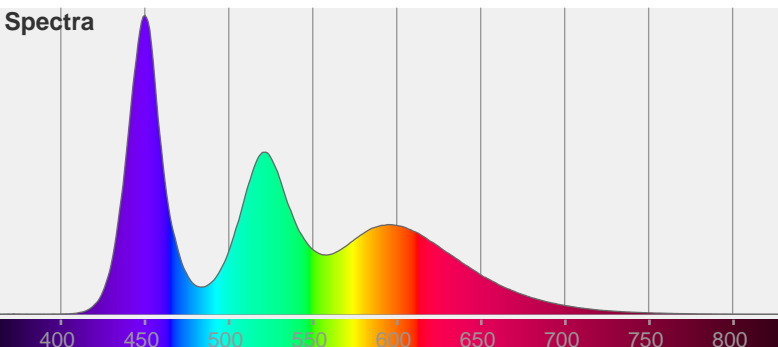
Additional information:
**Ludicrous Mode 10000K Wide
(DMX255CCT)**

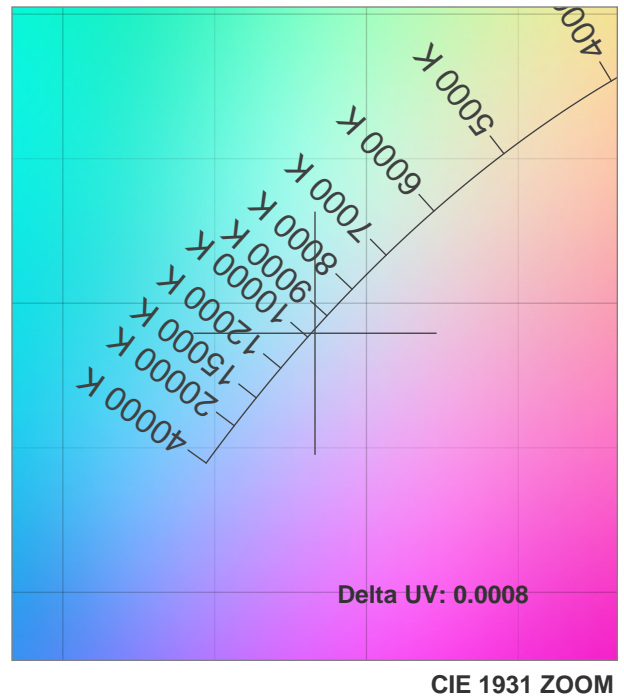
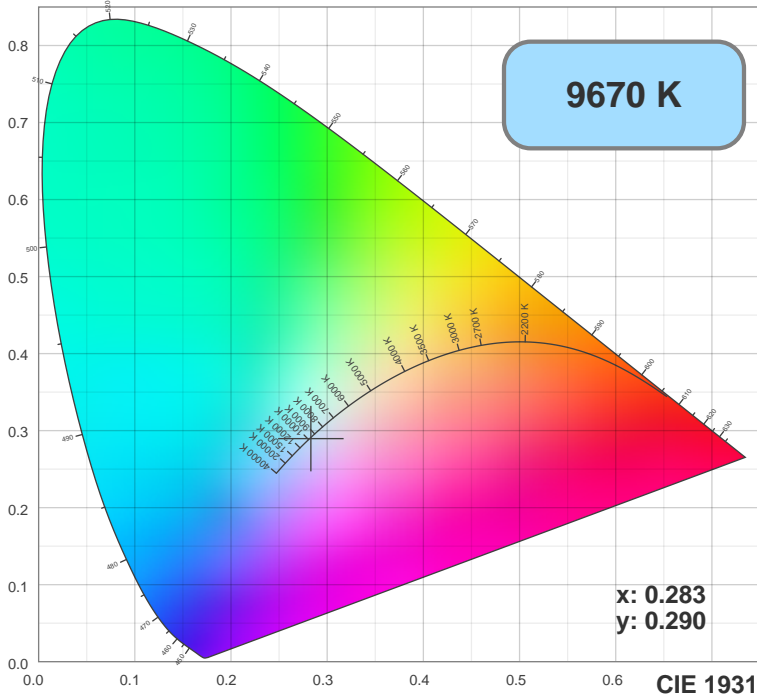


Color

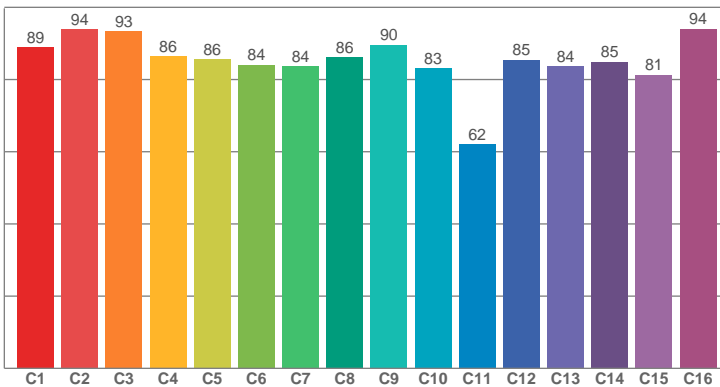


CIE1931
x: 0.283
y: 0.290

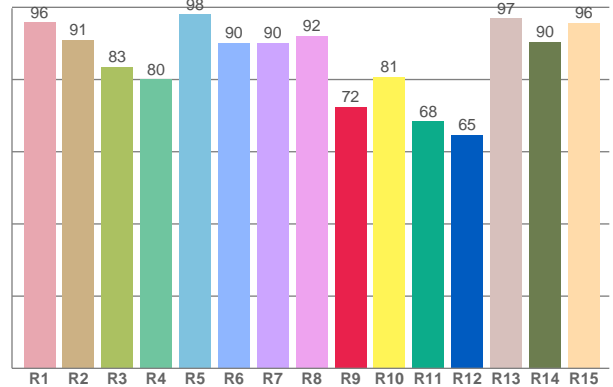




TM30: 85.7



CRI: 90.1 (R1-R8)



CRI R values, only R1-R8 are used to calculate final CRI value

R1	R2	R3	R4	R5	R6	R7	R8	R9	R10	R11	R12	R13	R14	R15
95.89	90.95	83.47	80.05	98.05	90.17	90.21	92.07	72.47	80.70	68.40	64.63	97.01	90.44	95.73

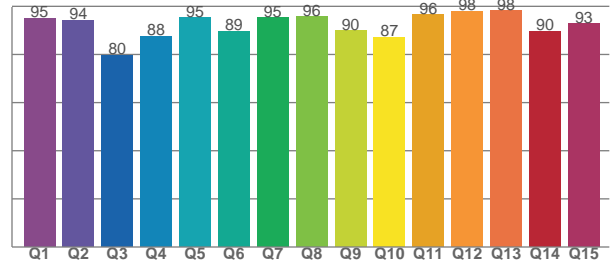
TM30 C values, 16 binned values out of total of 99 C values

C1	C2	C3	C4	C5	C6	C7	C8	C9	C10	C11	C12	C13	C14	C15	C16
88.94	93.85	93.36	86.49	85.56	84.08	83.72	86.13	89.60	83.02	62.08	85.41	83.64	84.85	81.33	94.00

CQS Q values

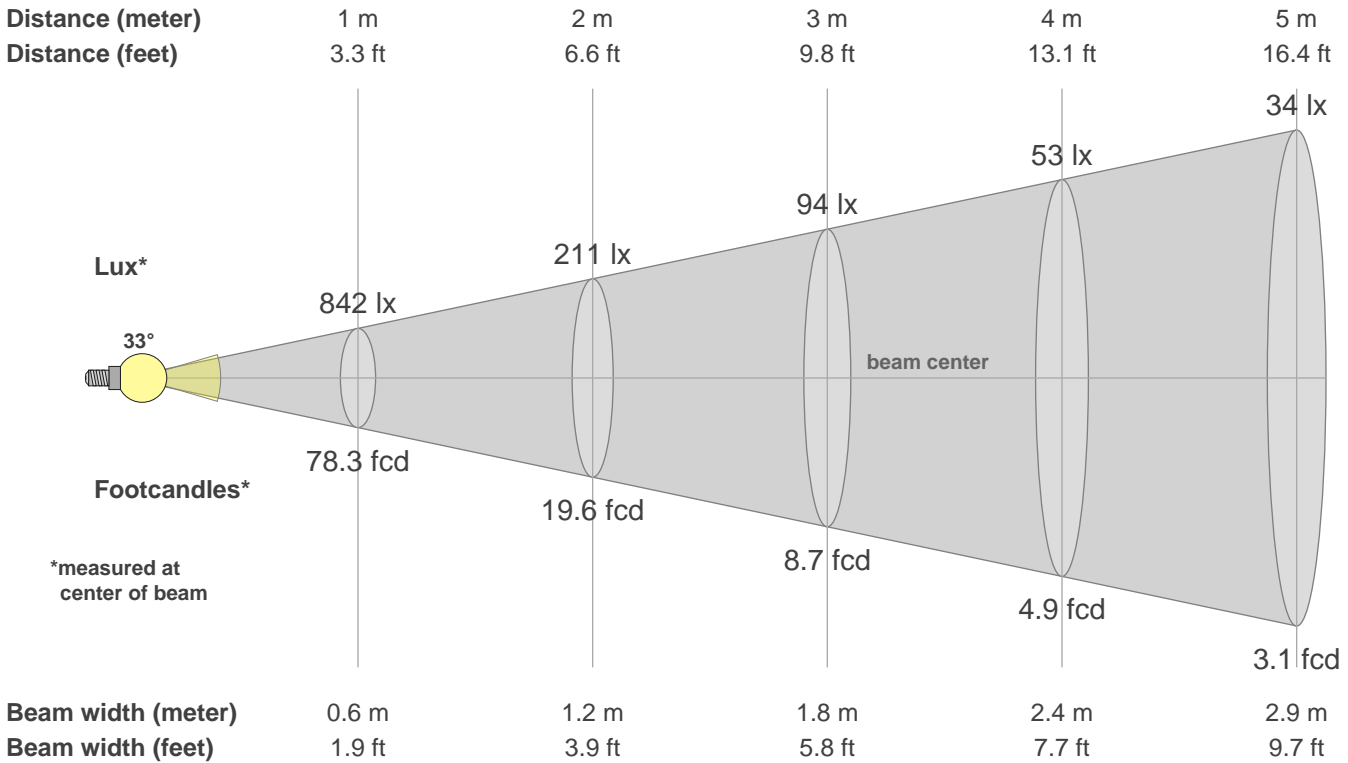
Q1	Q2	Q3	Q4	Q5	Q6	Q7	Q8	Q9	Q10	Q11	Q12	Q13	Q14	Q15
94.87	94.14	79.70	87.52	95.16	89.47	95.19	95.60	89.85	87.14	96.42	97.76	98.17	89.72	92.76

CQS: 90.9



Color parameters

CCT	CRI	CRI R9	TM30 Rf	TM30 Rg	CQS	x	y	u	v	Duv
9670 K	90.1	72.5	85.7	105.3	90.9	0.3	0.3	0.2	0.3	-0.0039



Intensities in 0° c-plane

0°	2°	4°	6°	8°	10°	12°	14°	16°	18°	20°	22°	24°	26°	28°	30°	32°	34°	36°	38°
842	833	800	750	691	628	563	498	435	374	316	260	208	160	119	87	63	46	34	25
100%	99%	95%	89%	82%	75%	67%	59%	52%	44%	38%	31%	25%	19%	14%	10%	8%	5%	4%	3%

Intensities in 90° c-plane

0°	2°	4°	6°	8°	10°	12°	14°	16°	18°	20°	22°	24°	26°	28°	30°	32°	34°	36°	38°
842	833	795	742	684	622	559	496	435	374	314	258	205	158	117	85	62	45	33	24
100%	99%	94%	88%	81%	74%	66%	59%	52%	44%	37%	31%	24%	19%	14%	10%	7%	5%	4%	3%

Intensities in 180° c-plane

0°	2°	4°	6°	8°	10°	12°	14°	16°	18°	20°	22°	24°	26°	28°	30°	32°	34°	36°	38°
842	827	791	743	686	624	560	498	435	373	312	253	198	152	115	85	62	45	33	24
100%	98%	94%	88%	81%	74%	67%	59%	52%	44%	37%	30%	24%	18%	14%	10%	7%	5%	4%	3%

Intensities in 270° c-plane

0°	2°	4°	6°	8°	10°	12°	14°	16°	18°	20°	22°	24°	26°	28°	30°	32°	34°	36°	38°
842	829	794	743	683	620	557	495	435	375	316	259	205	157	118	87	64	46	34	25
100%	98%	94%	88%	81%	74%	66%	59%	52%	44%	38%	31%	24%	19%	14%	10%	8%	6%	4%	3%

Beam angle 50%	Field angle 10%	Cutoff angle 2.5%	Intensity ratio in 120° cone	Intensity ratio in 90° cone
32.8°	60.2°	78.1°	98.3%	95.9%