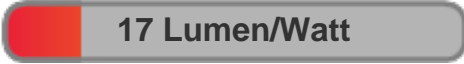
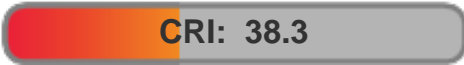




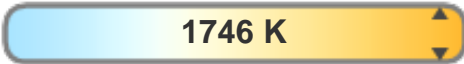
Light efficiency:



Light quality:



Color temperature:



Output: 207 lm  
Peak: 1052 cd  
Power: 12.3 W  
PF: 0.60

4 PLANES



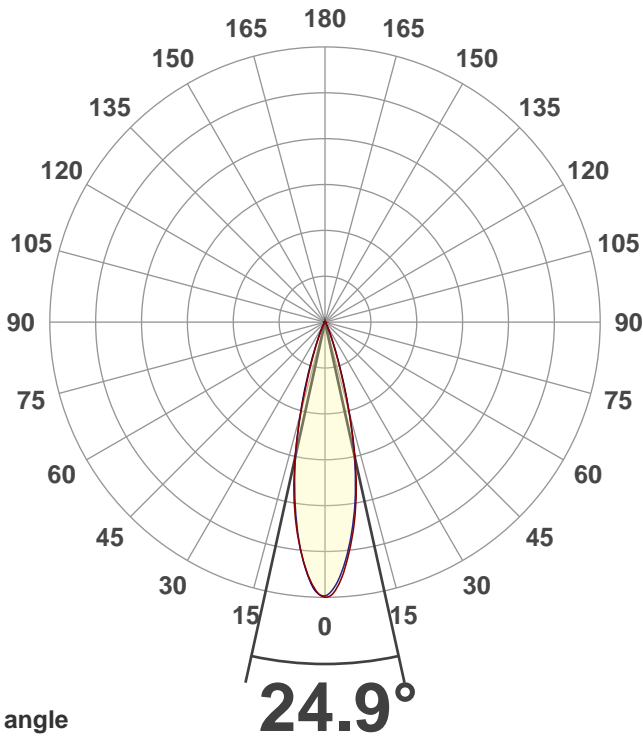
Product name:  
**MEDI-O RGBA Full Amber  
Medium**

Date and time:  
**5/12/2021 1:54:06 PM**

Item number:  
**NA**

Minimum order quantity:  
**NA**

Additional information:  
**Ludicrous Mode Full Amber  
Medium**

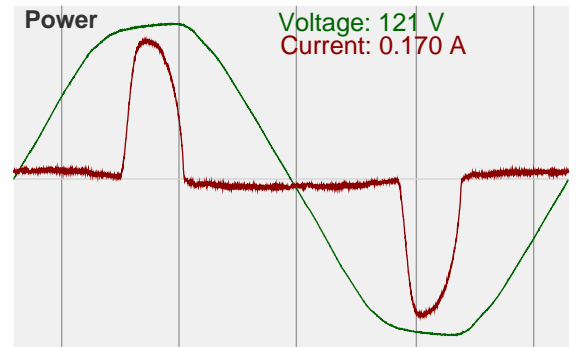
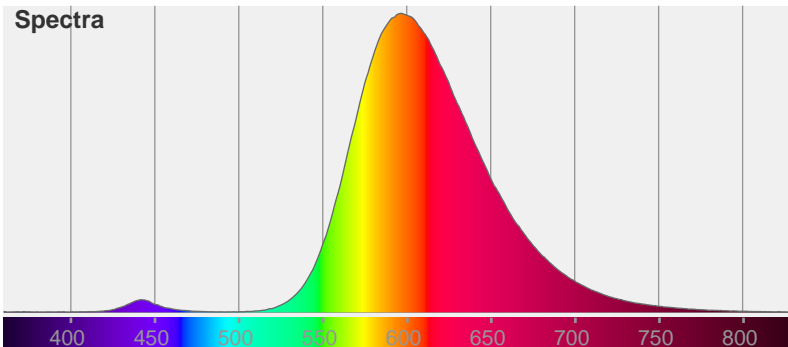


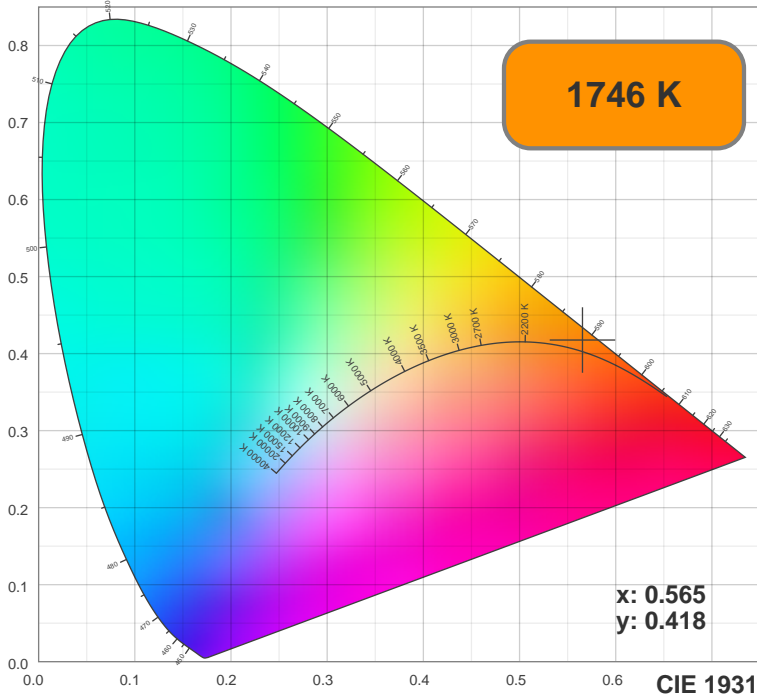
Color



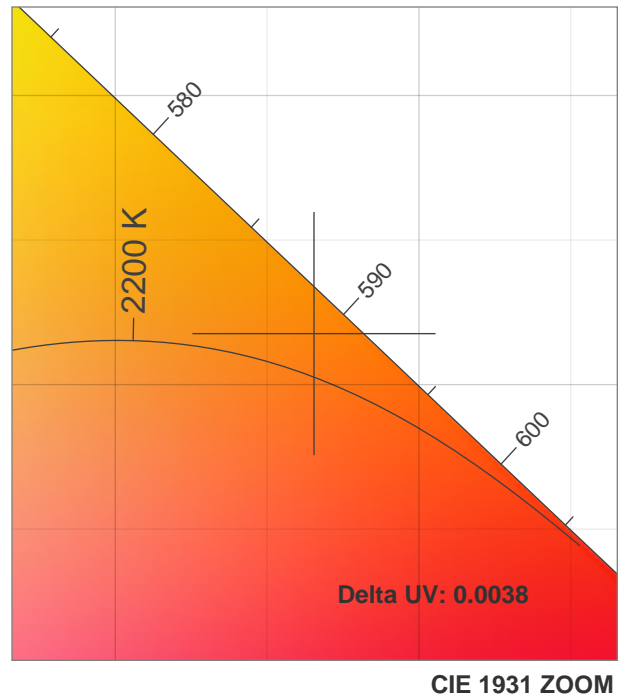
CIE1931  
x: 0.565  
y: 0.418

Spectra

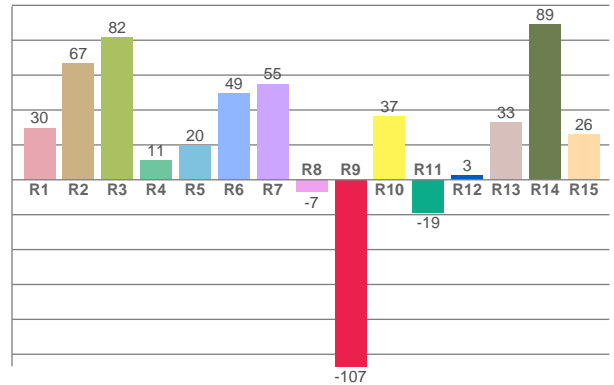
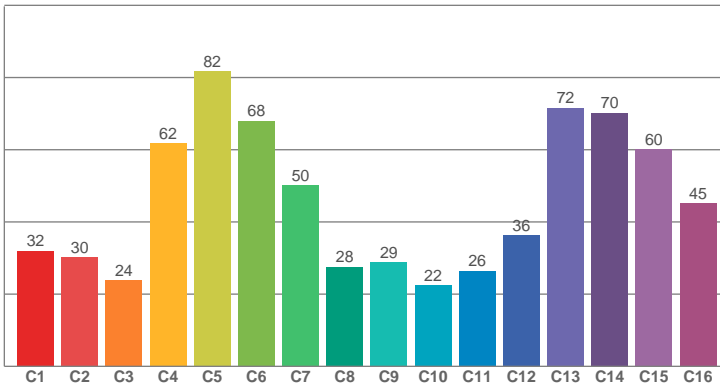




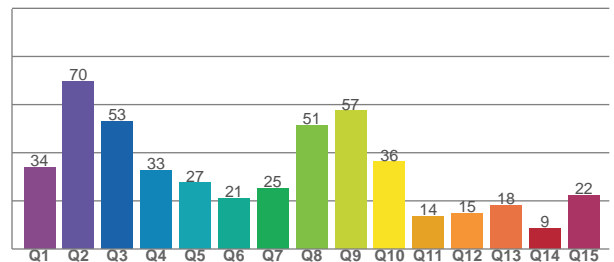
TM30: 44.5



CRI: 38.3 (R1-R8)



CQS: 28.6



CRI R values, only R1-R8 are used to calculate final CRI value

R1	R2	R3	R4	R5	R6	R7	R8	R9	R10	R11	R12	R13	R14	R15
29.71	66.90	81.73	11.19	19.85	49.46	54.95	-7.04	-106.92	36.50	-18.62	2.58	32.98	89.15	26.12

TM30 C values, 16 binned values out of total of 99 C values

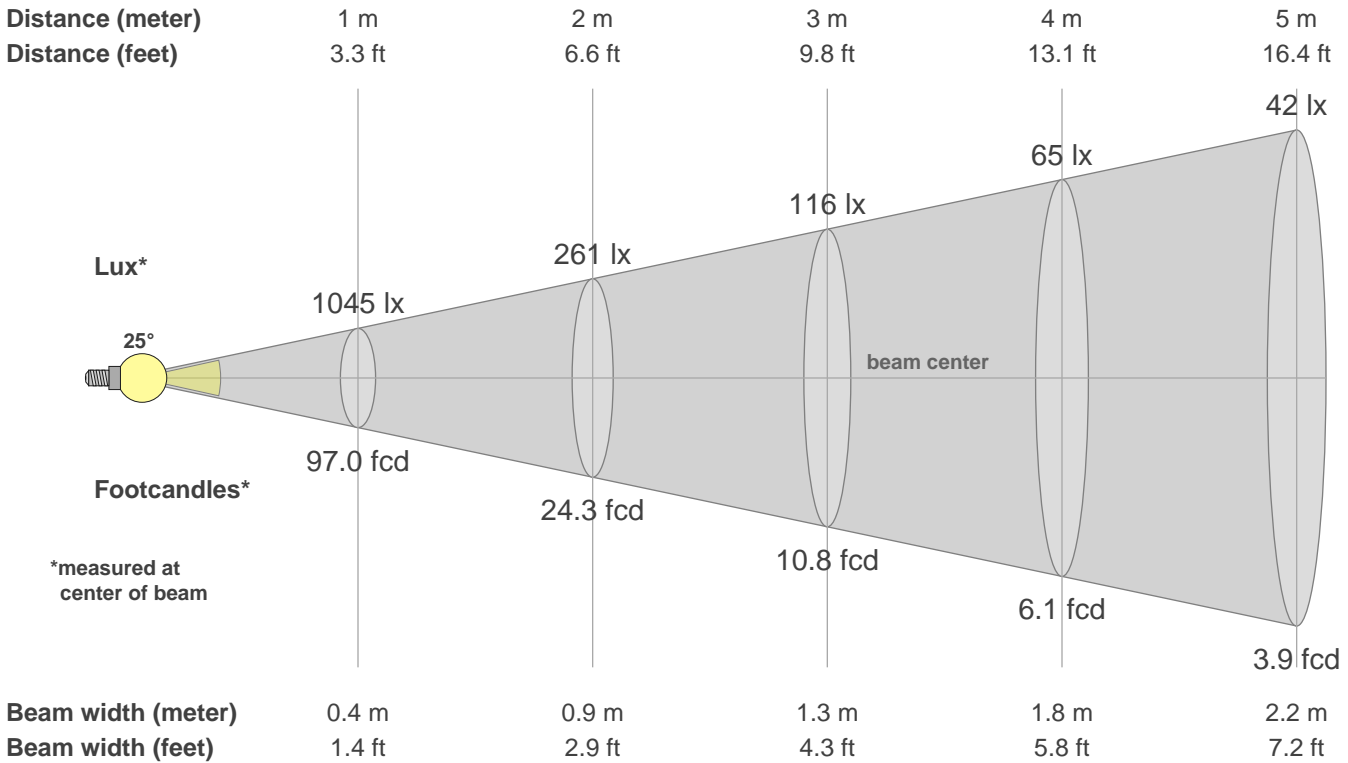
C1	C2	C3	C4	C5	C6	C7	C8	C9	C10	C11	C12	C13	C14	C15	C16
32.03	30.15	23.79	61.75	81.69	67.97	50.07	27.60	28.76	22.49	26.44	36.27	71.62	70.26	60.17	45.11

CQS Q values

Q1	Q2	Q3	Q4	Q5	Q6	Q7	Q8	Q9	Q10	Q11	Q12	Q13	Q14	Q15
33.88	69.74	52.97	32.69	27.44	21.13	25.08	51.47	57.36	36.24	13.69	14.92	18.27	8.72	22.24

Color parameters

CCT	CRI	CRI R9	TM30 Rf	TM30 Rg	CQS	x	y	u	v	Duv
1746 K	38.3	-106.9	44.5	67.3	28.6	0.6	0.4	0.3	0.4	0.0038



**Intensities in 0° c-plane**

0°	2°	4°	6°	8°	10°	12°	14°	16°	18°	20°	22°	24°	26°	28°	30°	32°	34°	36°	38°
1045	1026	968	884	789	682	560	425	293	186	115	73	46	30	20	14	10	8	6	5
100%	98%	93%	85%	76%	65%	54%	41%	28%	18%	11%	7%	4%	3%	2%	1%	1%	1%	1%	1%

**Intensities in 90° c-plane**

0°	2°	4°	6°	8°	10°	12°	14°	16°	18°	20°	22°	24°	26°	28°	30°	32°	34°	36°	38°
1045	1011	948	866	771	667	548	421	299	197	122	73	44	28	19	14	10	8	6	5
100%	97%	91%	83%	74%	64%	52%	40%	29%	19%	12%	7%	4%	3%	2%	1%	1%	1%	1%	0%

**Intensities in 180° c-plane**

0°	2°	4°	6°	8°	10°	12°	14°	16°	18°	20°	22°	24°	26°	28°	30°	32°	34°	36°	38°
1045	1020	961	880	788	681	559	426	298	193	121	75	48	31	21	15	11	8	7	6
100%	98%	92%	84%	75%	65%	53%	41%	28%	18%	12%	7%	5%	3%	2%	1%	1%	1%	1%	1%

**Intensities in 270° c-plane**

0°	2°	4°	6°	8°	10°	12°	14°	16°	18°	20°	22°	24°	26°	28°	30°	32°	34°	36°	38°
1045	1027	964	878	777	665	547	425	309	209	134	83	51	32	22	16	12	9	7	6
100%	98%	92%	84%	74%	64%	52%	41%	30%	20%	13%	8%	5%	3%	2%	1%	1%	1%	1%	1%

Beam angle 50%	Field angle 10%	Cutoff angle 2.5%	Intensity ratio in 120° cone	Intensity ratio in 90° cone
24.9°	41.3°	53.4°	99.3%	98.0%