



Light efficiency:



Light quality:



Color temperature:



Output: 60.9 lm

Peak: 160 cd

Power: 12.4 W

PF: 0.60

4 PLANES



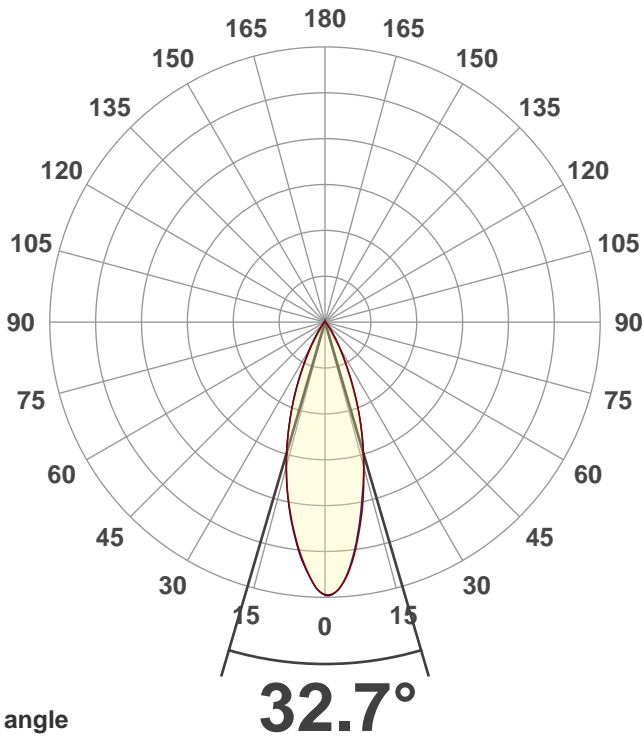
Product name:
MEDI-O RGBA Full Blue Wide

Date and time:
5/12/2021 2:22:21 PM

Item number:
NA

Minimum order quantity:
NA

Additional information:
Ludicrous Mode Full Blue Wide

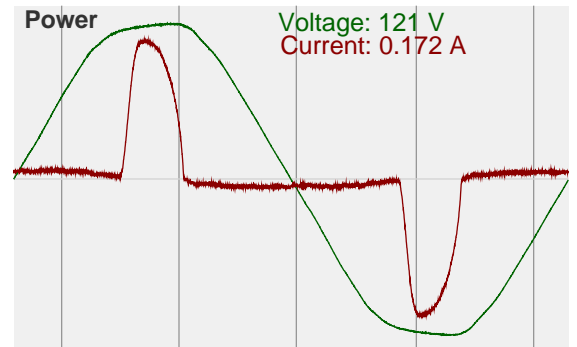
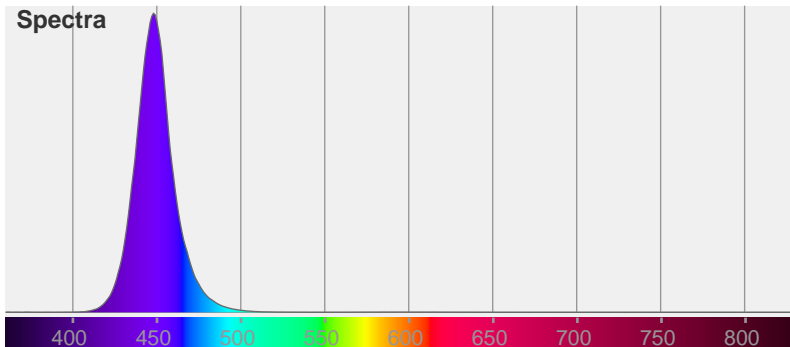


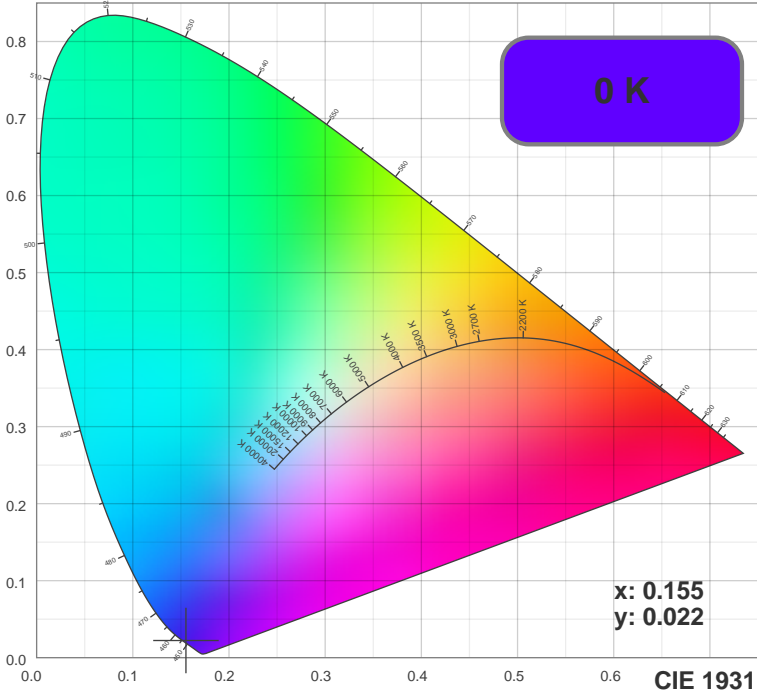
Color



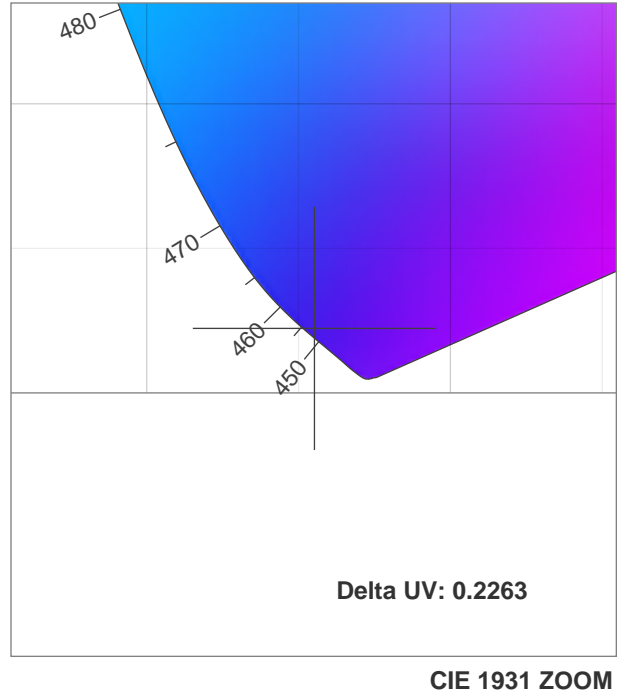
CIE1931
x: 0.155
y: 0.022

Spectra





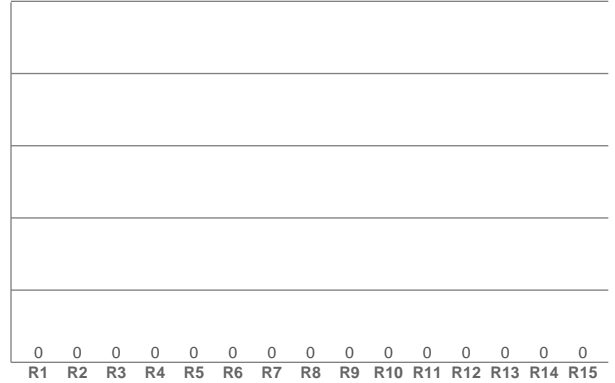
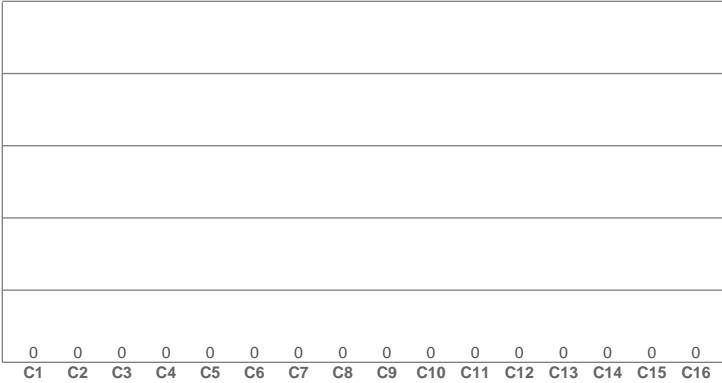
TM30: 0.0



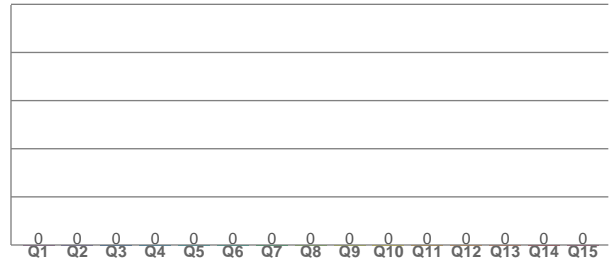
Delta UV: 0.2263

CIE 1931 ZOOM

CRI: 0.0 (R1-R8)



CQS: 0.0



CRI R values, only R1-R8 are used to calculate final CRI value

R1	R2	R3	R4	R5	R6	R7	R8	R9	R10	R11	R12	R13	R14	R15
0.00	0.00	0.00	0.00	0.00	0.00	0.00	0.00	0.00	0.00	0.00	0.00	0.00	0.00	0.00

TM30 C values, 16 binned values out of total of 99 C values

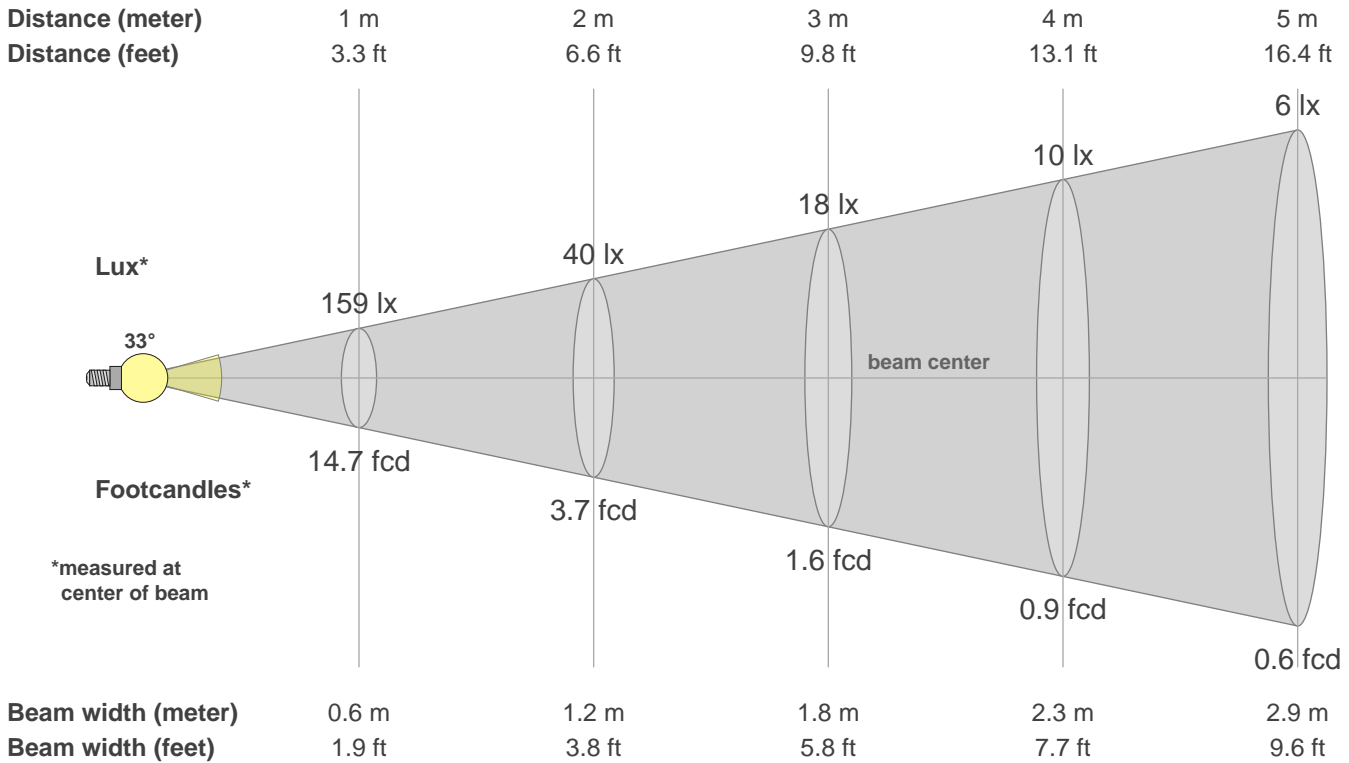
C1	C2	C3	C4	C5	C6	C7	C8	C9	C10	C11	C12	C13	C14	C15	C16
0.00	0.00	0.00	0.00	0.00	0.00	0.00	0.00	0.00	0.00	0.00	0.00	0.00	0.00	0.00	0.00

CQS Q values

Q1	Q2	Q3	Q4	Q5	Q6	Q7	Q8	Q9	Q10	Q11	Q12	Q13	Q14	Q15
0.00	0.00	0.00	0.00	0.00	0.00	0.00	0.00	0.00	0.00	0.00	0.00	0.00	0.00	0.00

Color parameters

CCT	CRI	CRI R9	TM30 Rf	TM30 Rg	CQS	x	y	u	v	Duv
0 K	0.0	0.0	0.0	0.0	0.0	0.2	0.0	0.2	0.0	NaN



Intensities in 0° c-plane

0°	2°	4°	6°	8°	10°	12°	14°	16°	18°	20°	22°	24°	26°	28°	30°	32°	34°	36°	38°
159	158	152	143	132	119	107	94	82	70	59	49	39	30	23	17	12	9	6	5
100%	99%	96%	90%	83%	75%	67%	59%	51%	44%	37%	31%	24%	19%	14%	11%	8%	6%	4%	3%

Intensities in 90° c-plane

0°	2°	4°	6°	8°	10°	12°	14°	16°	18°	20°	22°	24°	26°	28°	30°	32°	34°	36°	38°
159	158	152	142	130	117	104	93	81	70	59	48	38	29	22	17	12	9	7	5
100%	99%	96%	90%	82%	74%	66%	59%	51%	44%	37%	30%	24%	18%	14%	10%	8%	6%	4%	3%

Intensities in 180° c-plane

0°	2°	4°	6°	8°	10°	12°	14°	16°	18°	20°	22°	24°	26°	28°	30°	32°	34°	36°	38°
159	155	146	136	126	115	104	93	82	70	59	49	39	30	22	16	12	8	6	4
100%	98%	92%	86%	79%	72%	66%	59%	51%	44%	37%	31%	24%	19%	14%	10%	7%	5%	4%	3%

Intensities in 270° c-plane

0°	2°	4°	6°	8°	10°	12°	14°	16°	18°	20°	22°	24°	26°	28°	30°	32°	34°	36°	38°
159	155	146	137	127	116	104	93	81	70	59	49	40	30	23	17	12	9	6	5
100%	97%	92%	87%	80%	73%	66%	58%	51%	44%	37%	31%	25%	19%	14%	11%	8%	6%	4%	3%

Beam angle 50%	Field angle 10%	Cutoff angle 2.5%	Intensity ratio in 120° cone	Intensity ratio in 90° cone
32.7°	60.5°	78.1°	98.4%	96.0%