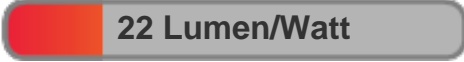




Light efficiency:



Light quality:



Color temperature:



**Output: 266 lm**  
**Peak: 5967 cd**  
**Power: 12.3 W**  
**PF: 0.62**

4 PLANES



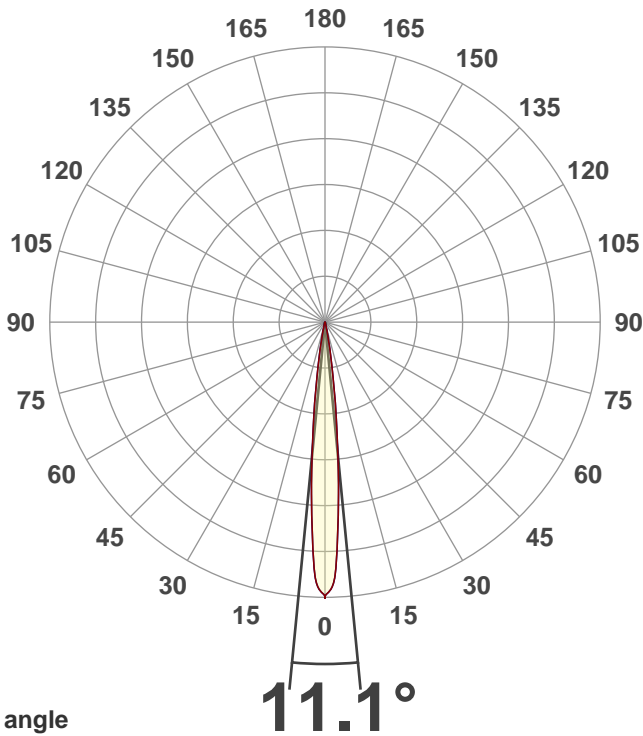
Product name:  
**MEDI-O RGBA Full Green  
Narrow**

Date and time:  
**5/12/2021 1:16:23 PM**

Item number:  
**NA**

Minimum order quantity:  
**NA**

Additional information:  
**Ludicrous Mode Full Green  
Narrow**



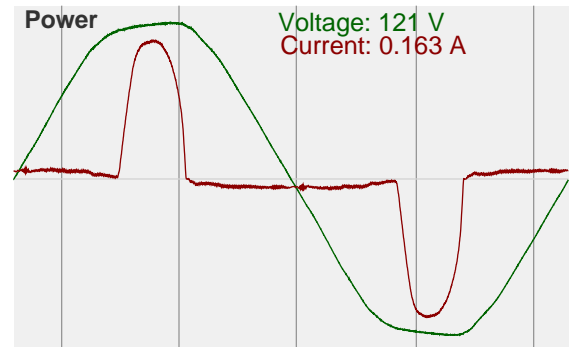
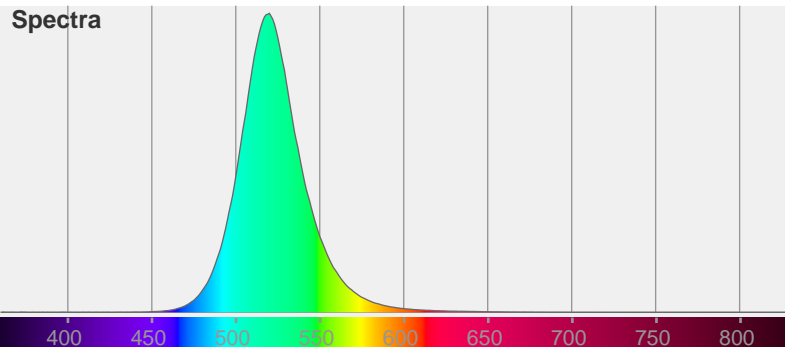
Beam angle

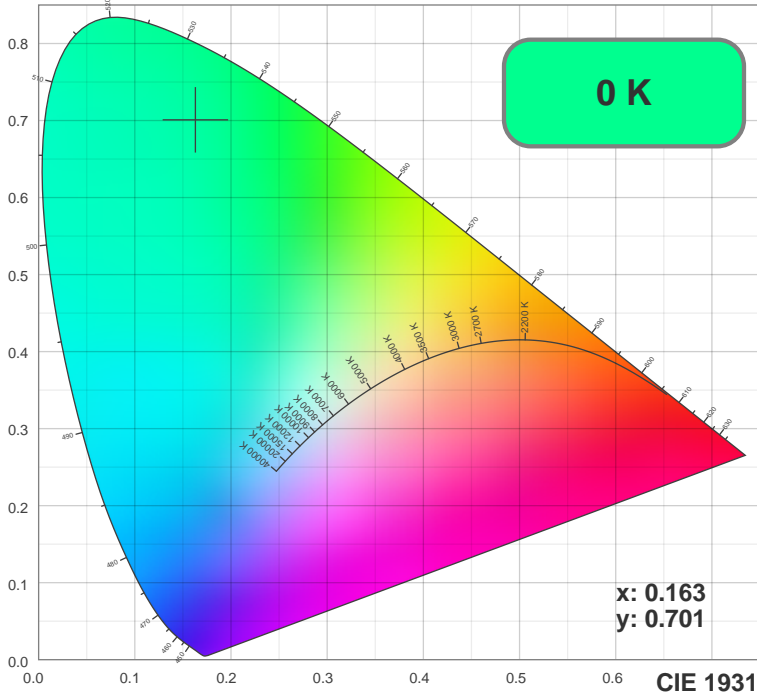

Color



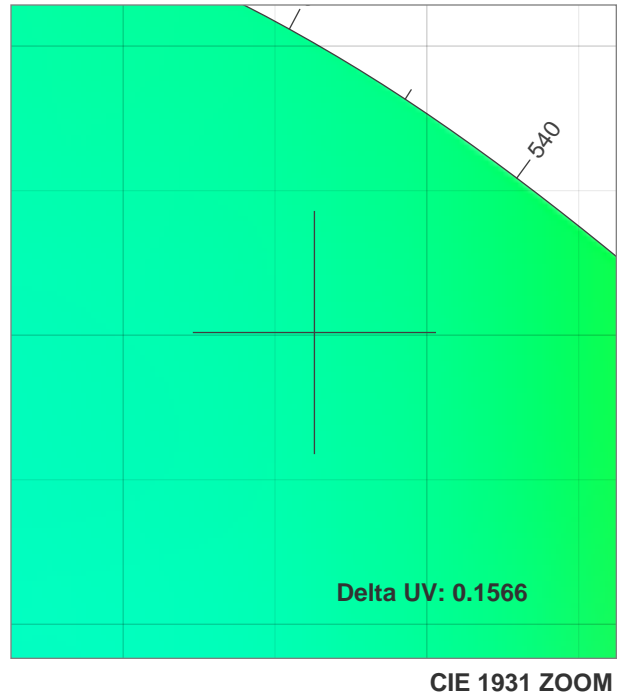
CIE1931  
x: 0.163  
y: 0.701

Spectra

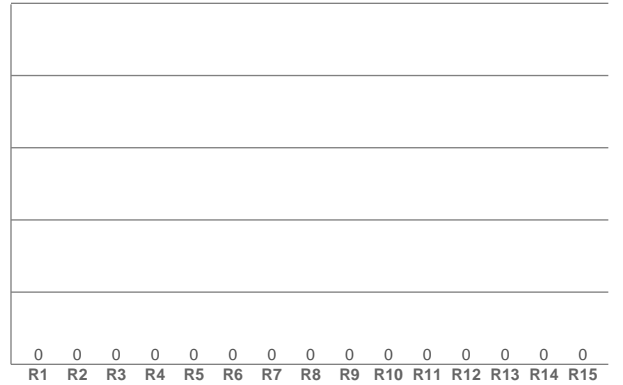
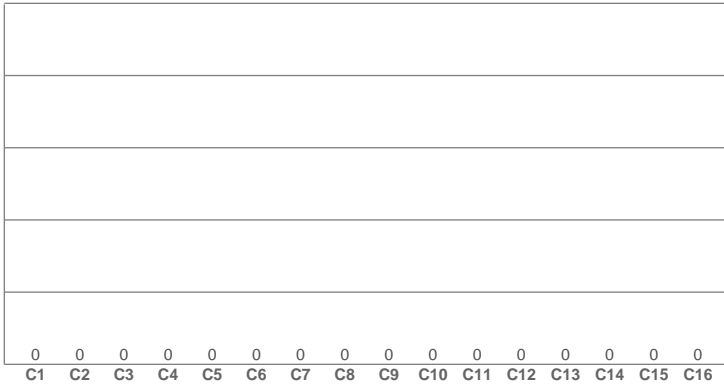




TM30: 0.0



CRI: 0.0 (R1-R8)



CRI R values, only R1-R8 are used to calculate final CRI value

R1	R2	R3	R4	R5	R6	R7	R8	R9	R10	R11	R12	R13	R14	R15
0.00	0.00	0.00	0.00	0.00	0.00	0.00	0.00	0.00	0.00	0.00	0.00	0.00	0.00	0.00

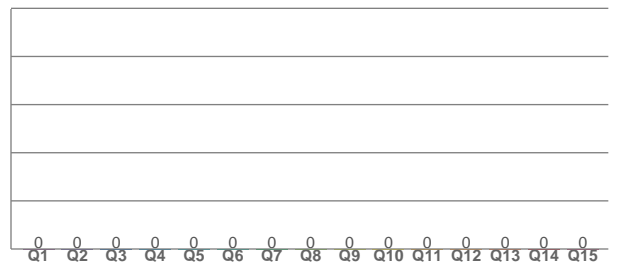
TM30 C values, 16 binned values out of total of 99 C values

C1	C2	C3	C4	C5	C6	C7	C8	C9	C10	C11	C12	C13	C14	C15	C16
0.00	0.00	0.00	0.00	0.00	0.00	0.00	0.00	0.00	0.00	0.00	0.00	0.00	0.00	0.00	0.00

CQS Q values

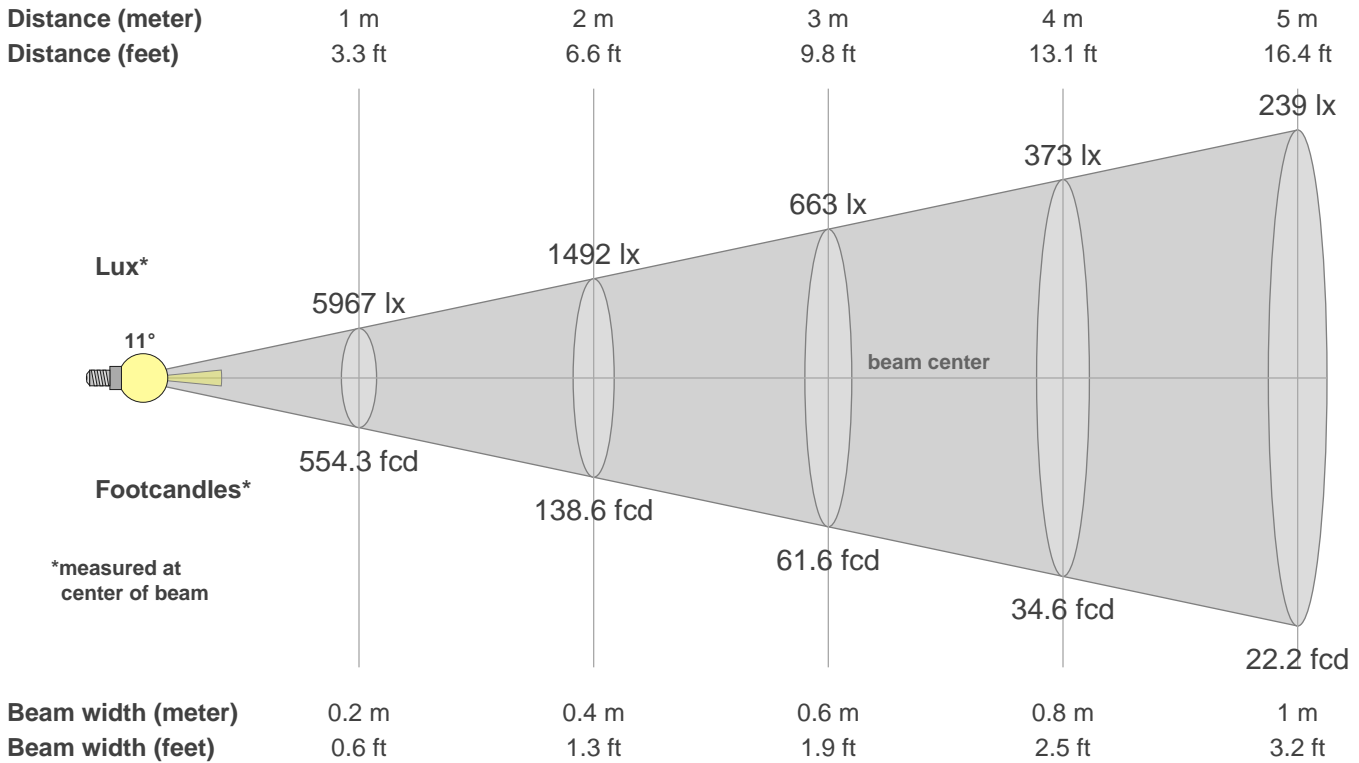
Q1	Q2	Q3	Q4	Q5	Q6	Q7	Q8	Q9	Q10	Q11	Q12	Q13	Q14	Q15
0.00	0.00	0.00	0.00	0.00	0.00	0.00	0.00	0.00	0.00	0.00	0.00	0.00	0.00	0.00

CQS: 0.0



Color parameters

CCT	CRI	CRI R9	TM30 Rf	TM30 Rg	CQS	x	y	u	v	Duv
0 K	0.0	0.0	0.0	0.0	0.0	0.2	0.7	0.1	0.4	NaN



Intensities in 0° c-plane

0°	1°	2°	3°	4°	5°	6°	7°	8°	9°	10°	11°	12°	13°	14°	15°	16°	17°	18°	19°
5967	5782	5581	4955	4158	3383	2630	1950	1434	943	669	396	271	163	107	75	53	41	30	25
100%	97%	94%	83%	70%	57%	44%	33%	24%	16%	11%	7%	5%	3%	2%	1%	1%	1%	1%	0%

Intensities in 90° c-plane

0°	1°	2°	3°	4°	5°	6°	7°	8°	9°	10°	11°	12°	13°	14°	15°	16°	17°	18°	19°
5967	5782	5581	4955	4158	3383	2630	1950	1434	943	669	396	271	163	107	75	53	41	30	25
100%	97%	94%	83%	70%	57%	44%	33%	24%	16%	11%	7%	5%	3%	2%	1%	1%	1%	1%	0%

Intensities in 180° c-plane

0°	1°	2°	3°	4°	5°	6°	7°	8°	9°	10°	11°	12°	13°	14°	15°	16°	17°	18°	19°
5967	5782	5581	4955	4158	3383	2630	1950	1434	943	669	396	271	163	107	75	53	41	30	25
100%	97%	94%	83%	70%	57%	44%	33%	24%	16%	11%	7%	5%	3%	2%	1%	1%	1%	1%	0%

Intensities in 270° c-plane

0°	1°	2°	3°	4°	5°	6°	7°	8°	9°	10°	11°	12°	13°	14°	15°	16°	17°	18°	19°
5967	5782	5581	4955	4158	3383	2630	1950	1434	943	669	396	271	163	107	75	53	41	30	25
100%	97%	94%	83%	70%	57%	44%	33%	24%	16%	11%	7%	5%	3%	2%	1%	1%	1%	1%	0%

Beam angle 50%	Field angle 10%	Cutoff angle 2.5%	Intensity ratio in 120° cone	Intensity ratio in 90° cone
11.1°	20.5°	26.2°	100.0%	99.8%