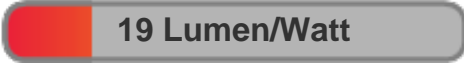




Light efficiency:



Light quality:



Color temperature:



Output: 235 lm

Peak: 615 cd

Power: 12.3 W

PF: 0.59

4 PLANES



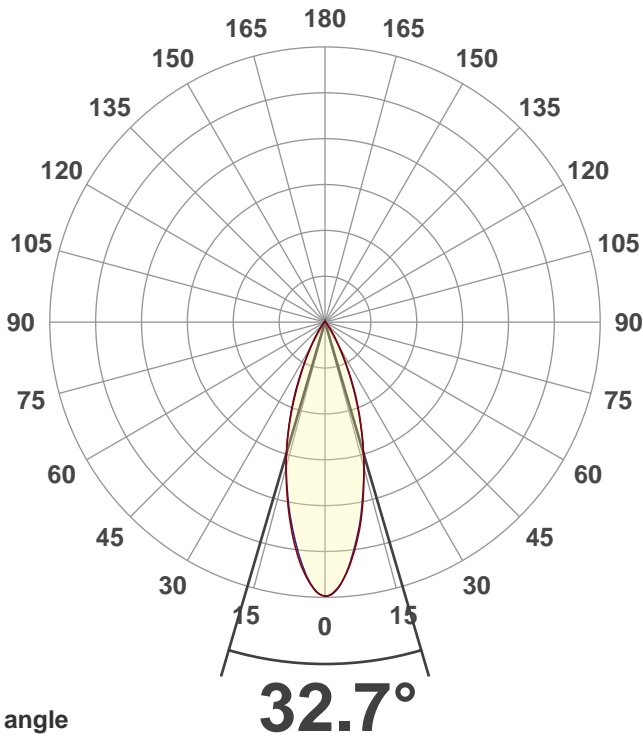
Product name:
MEDI-O RGBA Full Green Wide

Date and time:
5/12/2021 2:18:34 PM

Item number:
NA

Minimum order quantity:
NA

Additional information:
Ludicrous Mode Full Green Wide

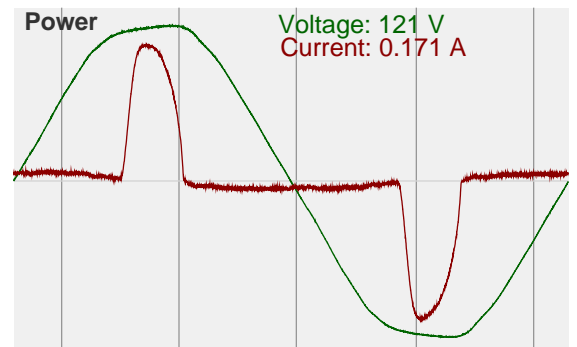
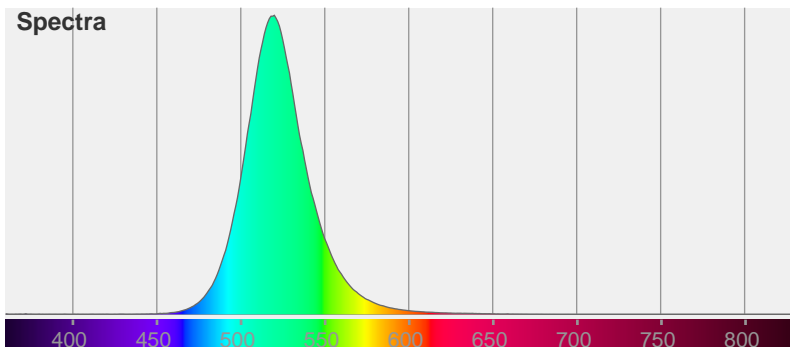


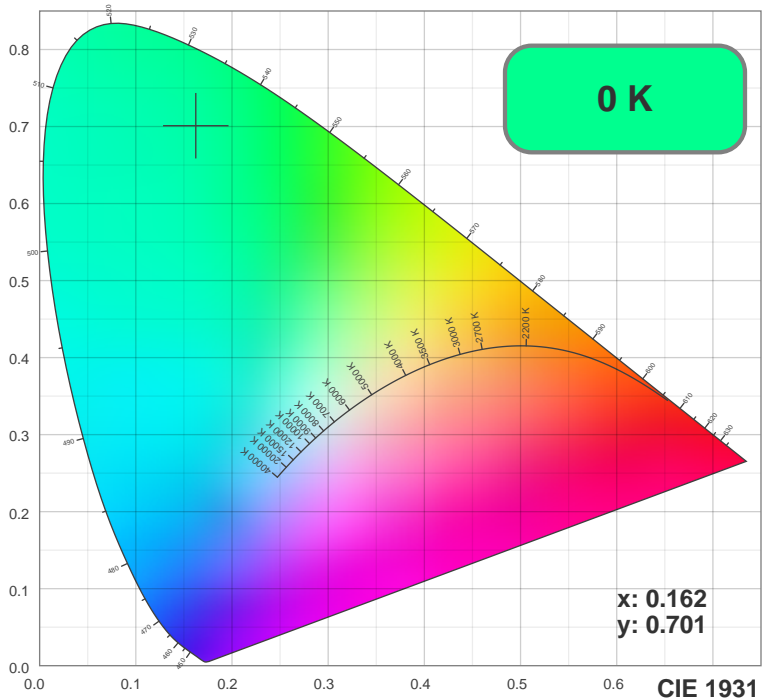
Color



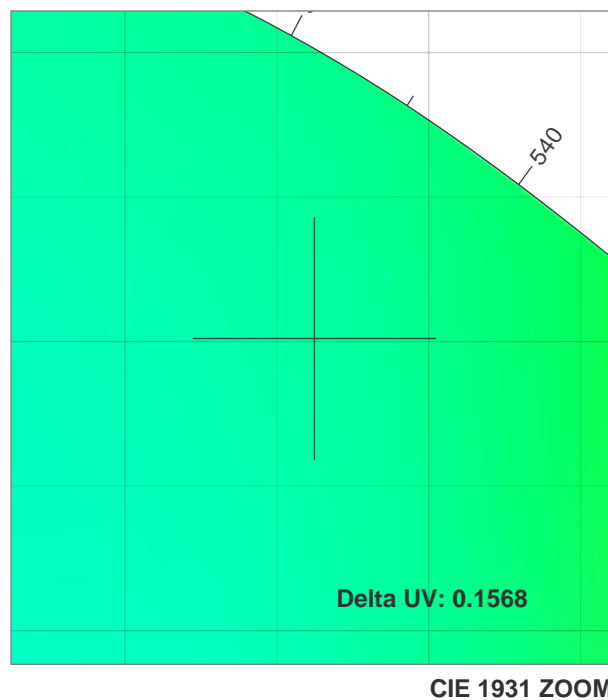
CIE1931
x: 0.162
y: 0.701

Spectra



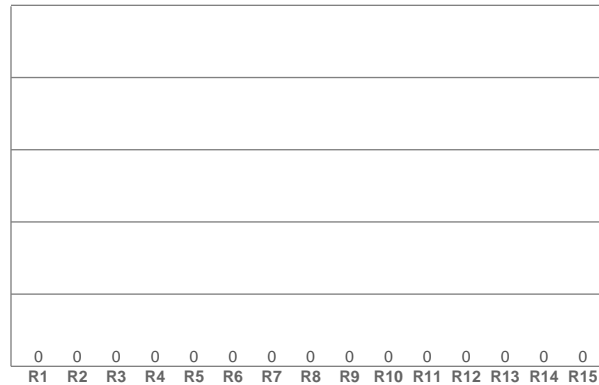
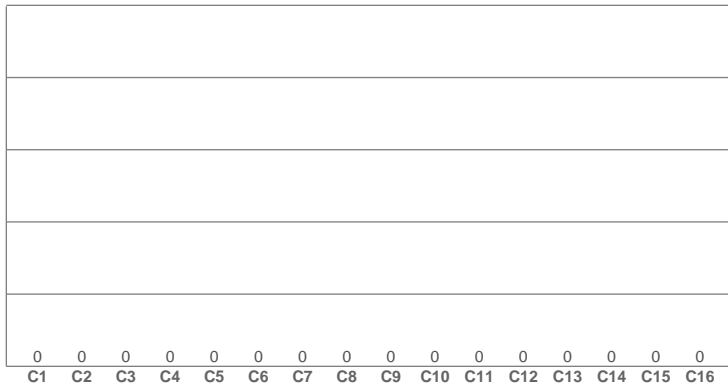


TM30: 0.0



CIE 1931 ZOOM

CRI: 0.0 (R1-R8)



CRI R values, only R1-R8 are used to calculate final CRI value

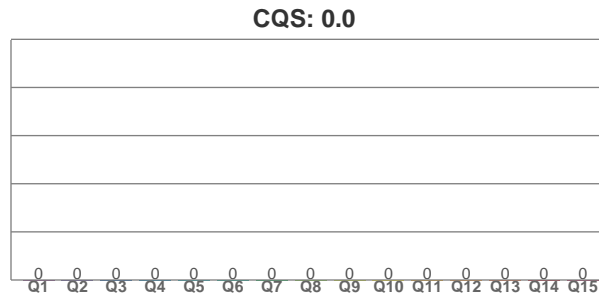
R1	R2	R3	R4	R5	R6	R7	R8	R9	R10	R11	R12	R13	R14	R15
0.00	0.00	0.00	0.00	0.00	0.00	0.00	0.00	0.00	0.00	0.00	0.00	0.00	0.00	0.00

TM30 C values, 16 binned values out of total of 99 C values

C1	C2	C3	C4	C5	C6	C7	C8	C9	C10	C11	C12	C13	C14	C15	C16
0.00	0.00	0.00	0.00	0.00	0.00	0.00	0.00	0.00	0.00	0.00	0.00	0.00	0.00	0.00	0.00

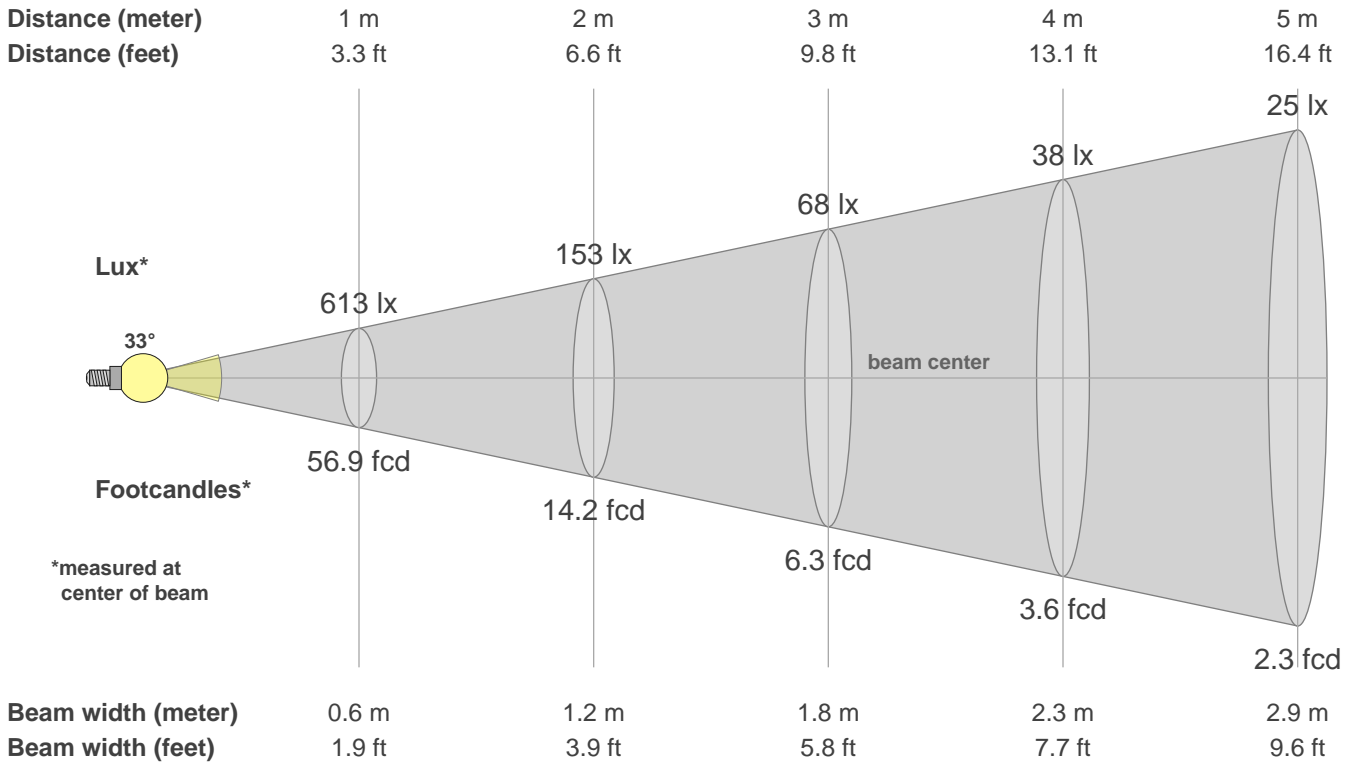
CQS Q values

Q1	Q2	Q3	Q4	Q5	Q6	Q7	Q8	Q9	Q10	Q11	Q12	Q13	Q14	Q15
0.00	0.00	0.00	0.00	0.00	0.00	0.00	0.00	0.00	0.00	0.00	0.00	0.00	0.00	0.00



Color parameters

CCT	CRI	CRI R9	TM30 Rf	TM30 Rg	CQS	x	y	u	v	Duv
0 K	0.0	0.0	0.0	0.0	0.0	0.2	0.7	0.1	0.4	NaN



Intensities in 0° c-plane

0°	2°	4°	6°	8°	10°	12°	14°	16°	18°	20°	22°	24°	26°	28°	30°	32°	34°	36°	38°
613	604	579	545	504	460	411	362	316	272	230	191	153	118	88	65	47	35	25	18
100%	99%	95%	89%	82%	75%	67%	59%	52%	44%	38%	31%	25%	19%	14%	11%	8%	6%	4%	3%

Intensities in 90° c-plane

0°	2°	4°	6°	8°	10°	12°	14°	16°	18°	20°	22°	24°	26°	28°	30°	32°	34°	36°	38°
613	605	579	542	498	454	406	360	315	270	226	184	145	110	82	60	44	32	23	17
100%	99%	95%	88%	81%	74%	66%	59%	51%	44%	37%	30%	24%	18%	13%	10%	7%	5%	4%	3%

Intensities in 180° c-plane

0°	2°	4°	6°	8°	10°	12°	14°	16°	18°	20°	22°	24°	26°	28°	30°	32°	34°	36°	38°
613	603	577	542	499	453	407	361	316	271	226	183	143	111	84	63	46	34	24	18
100%	98%	94%	89%	81%	74%	66%	59%	52%	44%	37%	30%	23%	18%	14%	10%	8%	6%	4%	3%

Intensities in 270° c-plane

0°	2°	4°	6°	8°	10°	12°	14°	16°	18°	20°	22°	24°	26°	28°	30°	32°	34°	36°	38°
613	602	574	534	490	446	402	358	315	272	229	189	150	115	86	63	46	33	24	18
100%	98%	94%	87%	80%	73%	66%	58%	51%	44%	37%	31%	25%	19%	14%	10%	7%	5%	4%	3%

Beam angle 50%	Field angle 10%	Cutoff angle 2.5%	Intensity ratio in 120° cone	Intensity ratio in 90° cone
32.7°	60.3°	78.0°	98.3%	95.9%