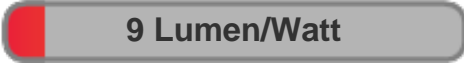




Light efficiency:



Light quality:



Color temperature:



Output: 113 lm

Peak: 305 cd

Power: 12.3 W

PF: 0.62

4 PLANES



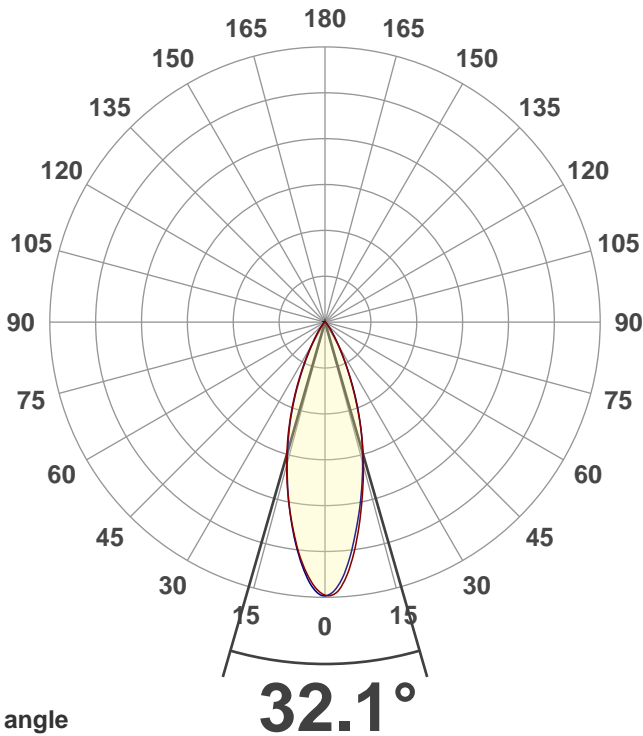
Product name:
MEDI-O RGBA Full Red Wide

Date and time:
5/12/2021 2:15:32 PM

Item number:
NA

Minimum order quantity:
NA

Additional information:
Ludicrous Mode Full Red Wide

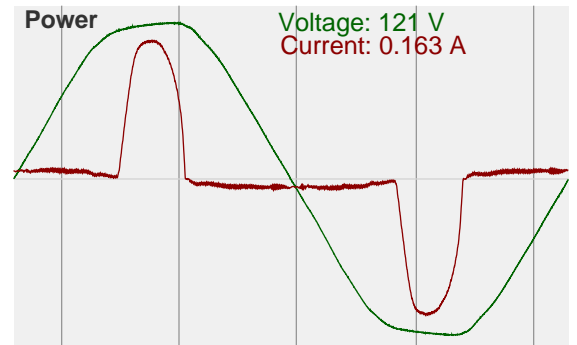
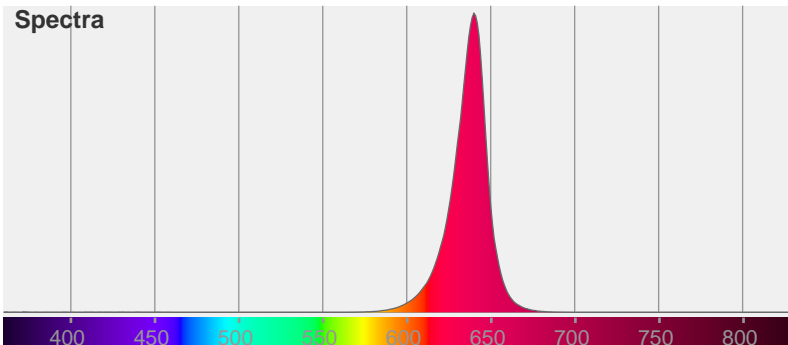


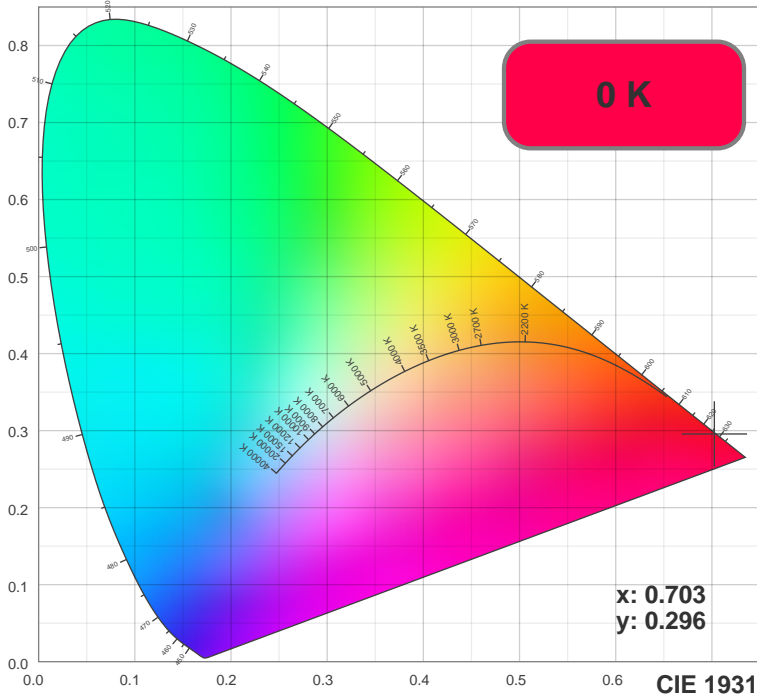
Color



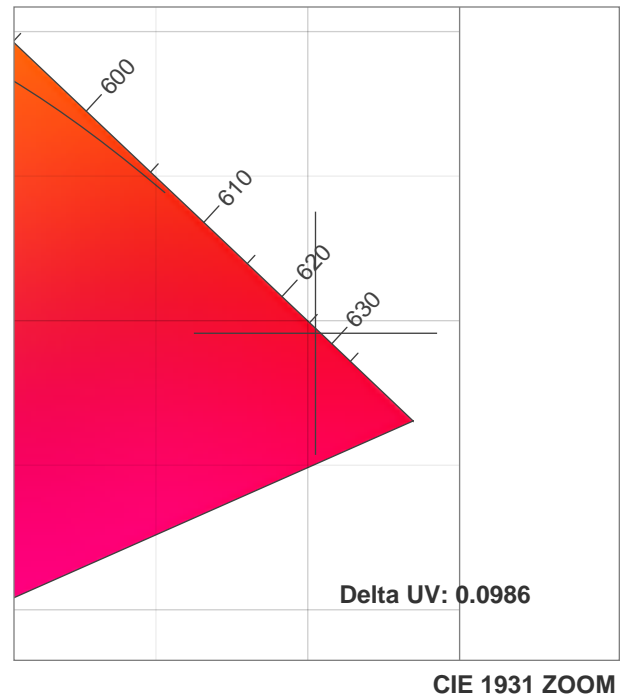
CIE1931
x: 0.703
y: 0.296

Spectra

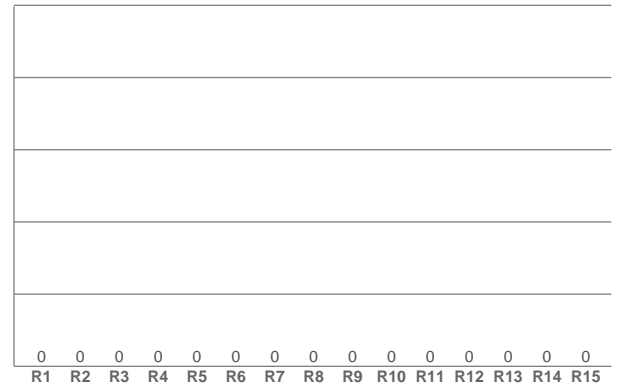
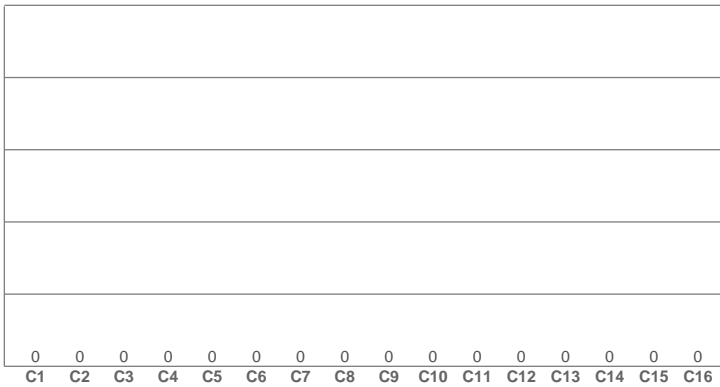




TM30: 0.0



CRI: 0.0 (R1-R8)



CRI R values, only R1-R8 are used to calculate final CRI value

R1	R2	R3	R4	R5	R6	R7	R8	R9	R10	R11	R12	R13	R14	R15
0.00	0.00	0.00	0.00	0.00	0.00	0.00	0.00	0.00	0.00	0.00	0.00	0.00	0.00	0.00

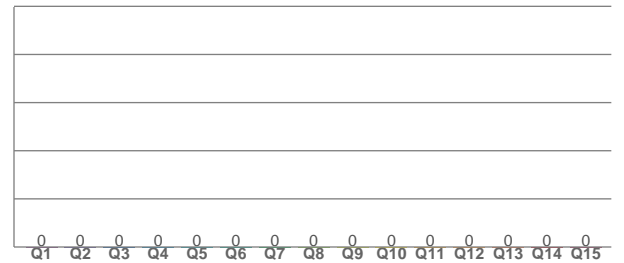
TM30 C values, 16 binned values out of total of 99 C values

C1	C2	C3	C4	C5	C6	C7	C8	C9	C10	C11	C12	C13	C14	C15	C16
0.00	0.00	0.00	0.00	0.00	0.00	0.00	0.00	0.00	0.00	0.00	0.00	0.00	0.00	0.00	0.00

CQS Q values

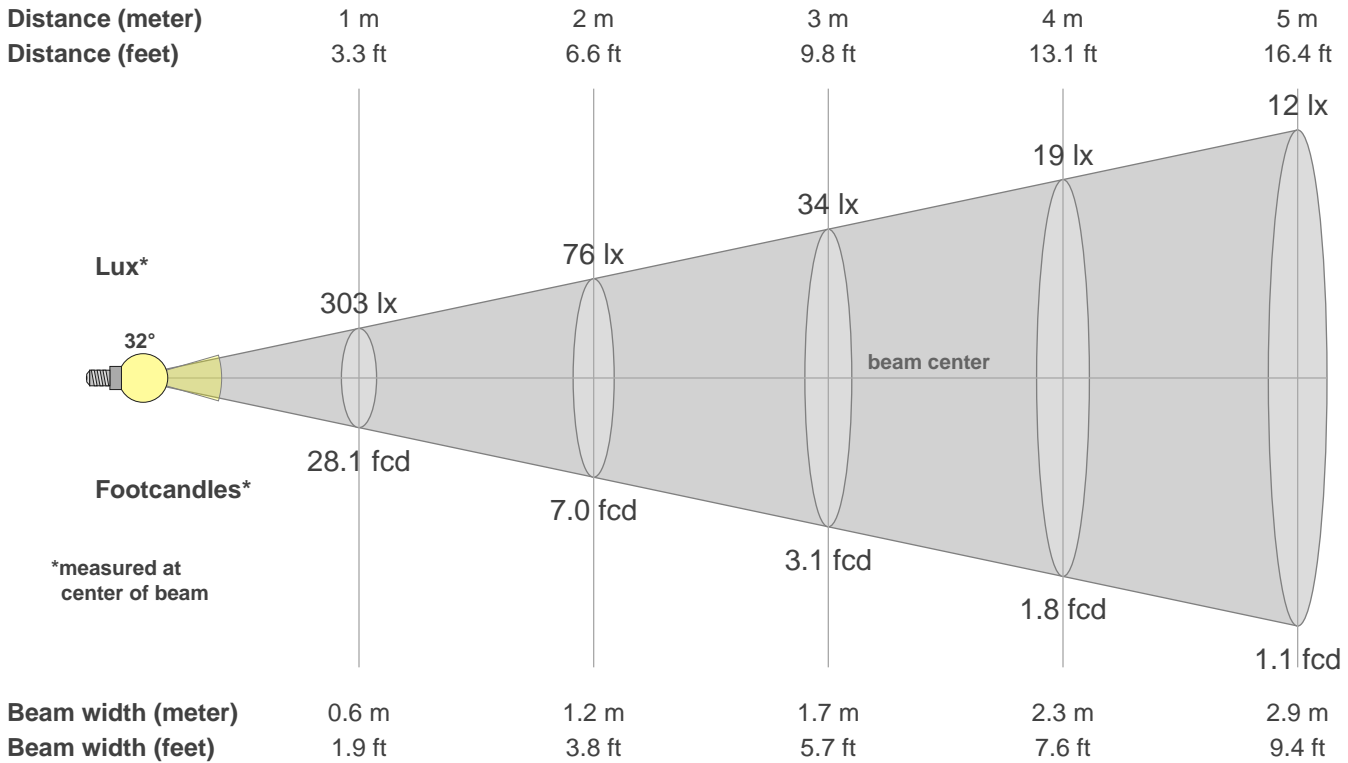

Q1	Q2	Q3	Q4	Q5	Q6	Q7	Q8	Q9	Q10	Q11	Q12	Q13	Q14	Q15
0.00	0.00	0.00	0.00	0.00	0.00	0.00	0.00	0.00	0.00	0.00	0.00	0.00	0.00	0.00

CQS: 0.0



Color parameters

CCT	CRI	CRI R9	TM30 Rf	TM30 Rg	CQS	x	y	u	v	Duv
0 K	0.0	0.0	0.0	0.0	0.0	0.7	0.3	0.5	0.3	NaN



Intensities in 0° c-plane

0°	2°	4°	6°	8°	10°	12°	14°	16°	18°	20°	22°	24°	26°	28°	30°	32°	34°	36°	38°
303	301	290	271	248	223	199	176	154	132	109	89	70	54	41	31	23	17	12	9
100%	99%	96%	89%	82%	74%	66%	58%	51%	44%	36%	29%	23%	18%	14%	10%	8%	6%	4%	3%

Intensities in 90° c-plane

0°	2°	4°	6°	8°	10°	12°	14°	16°	18°	20°	22°	24°	26°	28°	30°	32°	34°	36°	38°
303	298	284	263	239	217	194	172	151	131	111	91	71	54	40	29	21	15	11	8
100%	98%	94%	87%	79%	72%	64%	57%	50%	43%	37%	30%	24%	18%	13%	10%	7%	5%	4%	3%

Intensities in 180° c-plane

0°	2°	4°	6°	8°	10°	12°	14°	16°	18°	20°	22°	24°	26°	28°	30°	32°	34°	36°	38°
303	295	281	263	241	219	197	175	154	133	112	92	74	57	43	31	22	16	11	8
100%	98%	93%	87%	80%	72%	65%	58%	51%	44%	37%	30%	24%	19%	14%	10%	7%	5%	4%	3%

Intensities in 270° c-plane

0°	2°	4°	6°	8°	10°	12°	14°	16°	18°	20°	22°	24°	26°	28°	30°	32°	34°	36°	38°
303	298	284	265	243	220	197	174	151	130	109	89	70	53	39	28	21	15	11	8
100%	98%	94%	87%	80%	73%	65%	57%	50%	43%	36%	29%	23%	17%	13%	9%	7%	5%	4%	3%

Beam angle 50%	Field angle 10%	Cutoff angle 2.5%	Intensity ratio in 120° cone	Intensity ratio in 90° cone
32.1°	59.7°	77.2°	98.6%	96.3%