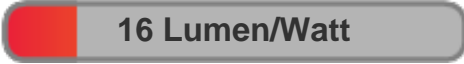




Light efficiency:



Light quality:



Color temperature:



Output: 289 lm
Peak: 7483 cd
Power: 18.2 W
PF: 0.64

4 PLANES



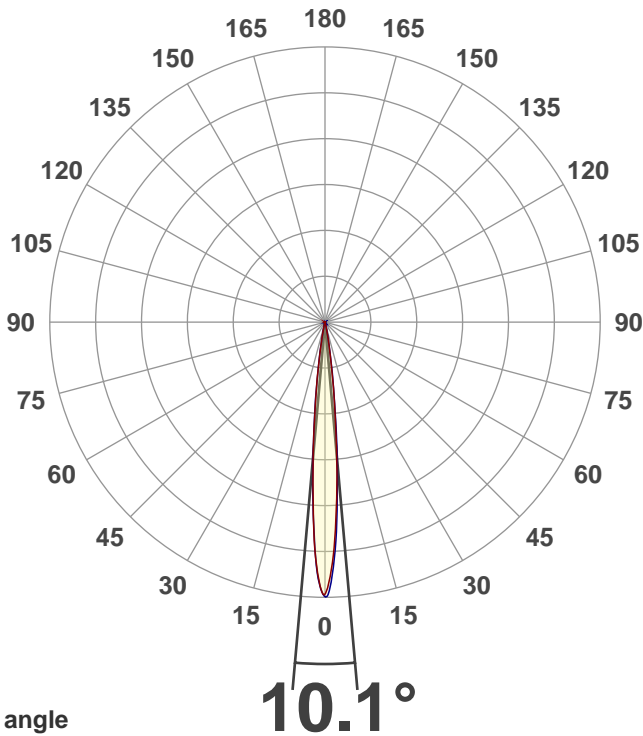
Product name:
**MEDI-O RGBA Zoom 10 degrees
2000K**

Date and time:
5/13/2021 12:24:55 PM

Item number:
NA

Minimum order quantity:
NA

Additional information:
**Ludicrous Mode with zoom 10
degrees (DMX000), 2000K
(DMX000CCT)**



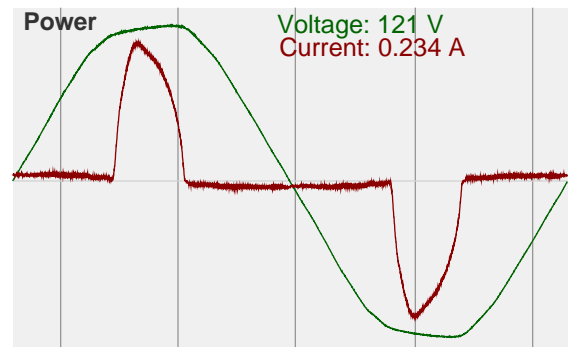
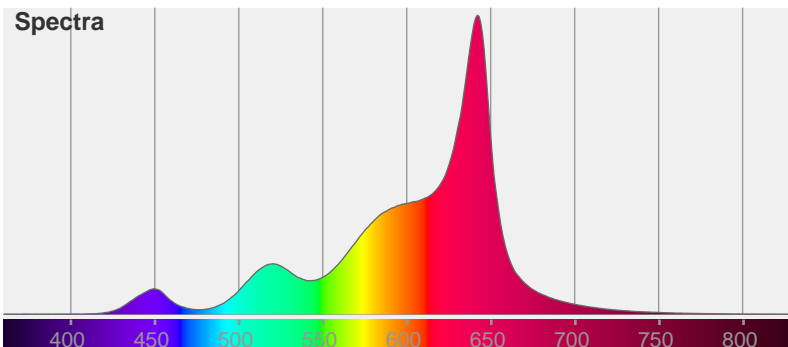
Beam angle

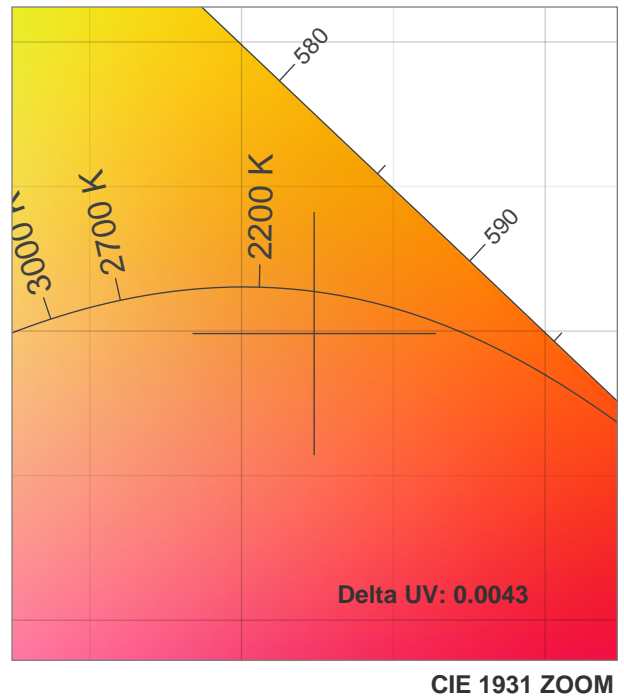
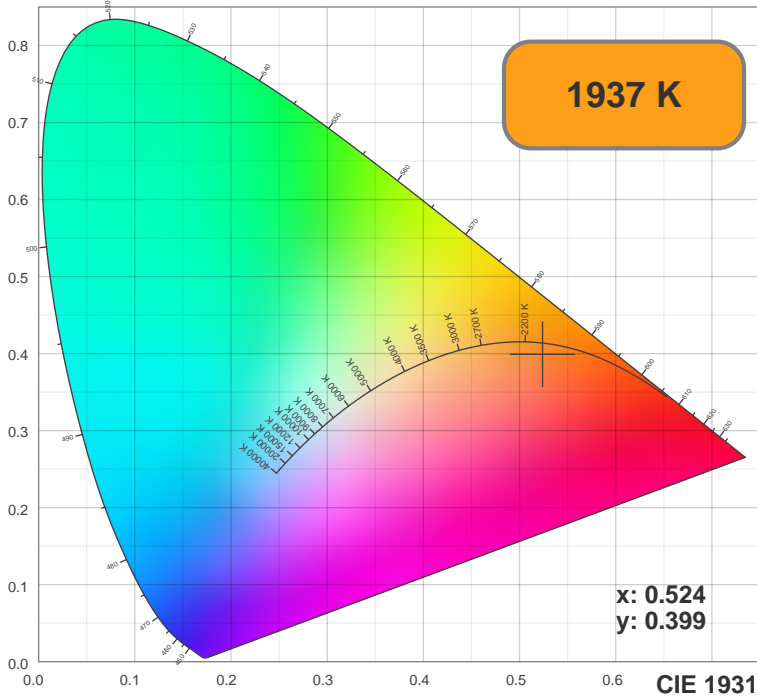
Color



CIE1931
x: 0.524
y: 0.399

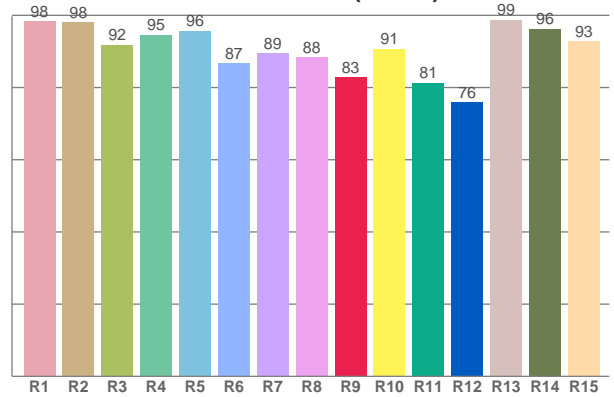
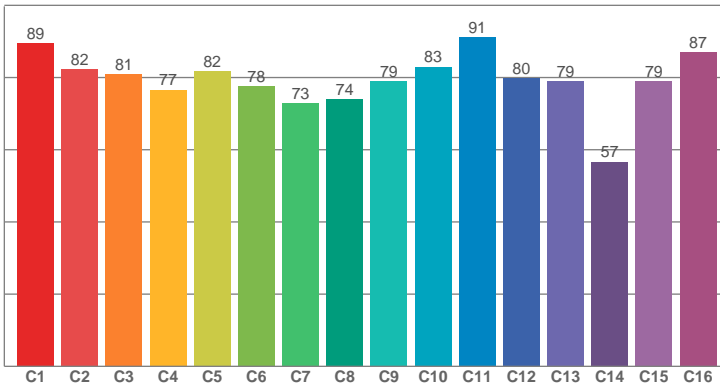
Spectra





TM30: 81.2

CRI: 92.9 (R1-R8)



CRI R values, only R1-R8 are used to calculate final CRI value

R1	R2	R3	R4	R5	R6	R7	R8	R9	R10	R11	R12	R13	R14	R15
98.39	98.04	91.87	94.61	95.67	86.71	89.46	88.37	82.79	90.70	81.26	75.83	98.69	96.23	92.81

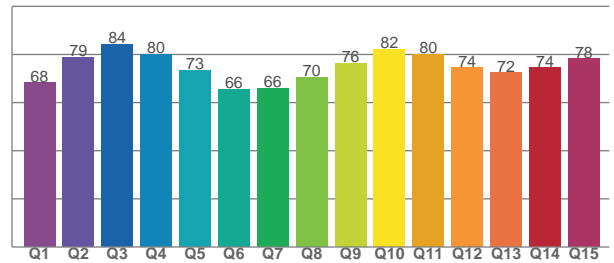
TM30 C values, 16 binned values out of total of 99 C values

C1	C2	C3	C4	C5	C6	C7	C8	C9	C10	C11	C12	C13	C14	C15	C16
89.50	82.31	80.86	76.57	81.77	77.61	72.91	73.94	78.93	82.95	91.09	79.75	78.90	56.66	79.00	86.94

CQS Q values

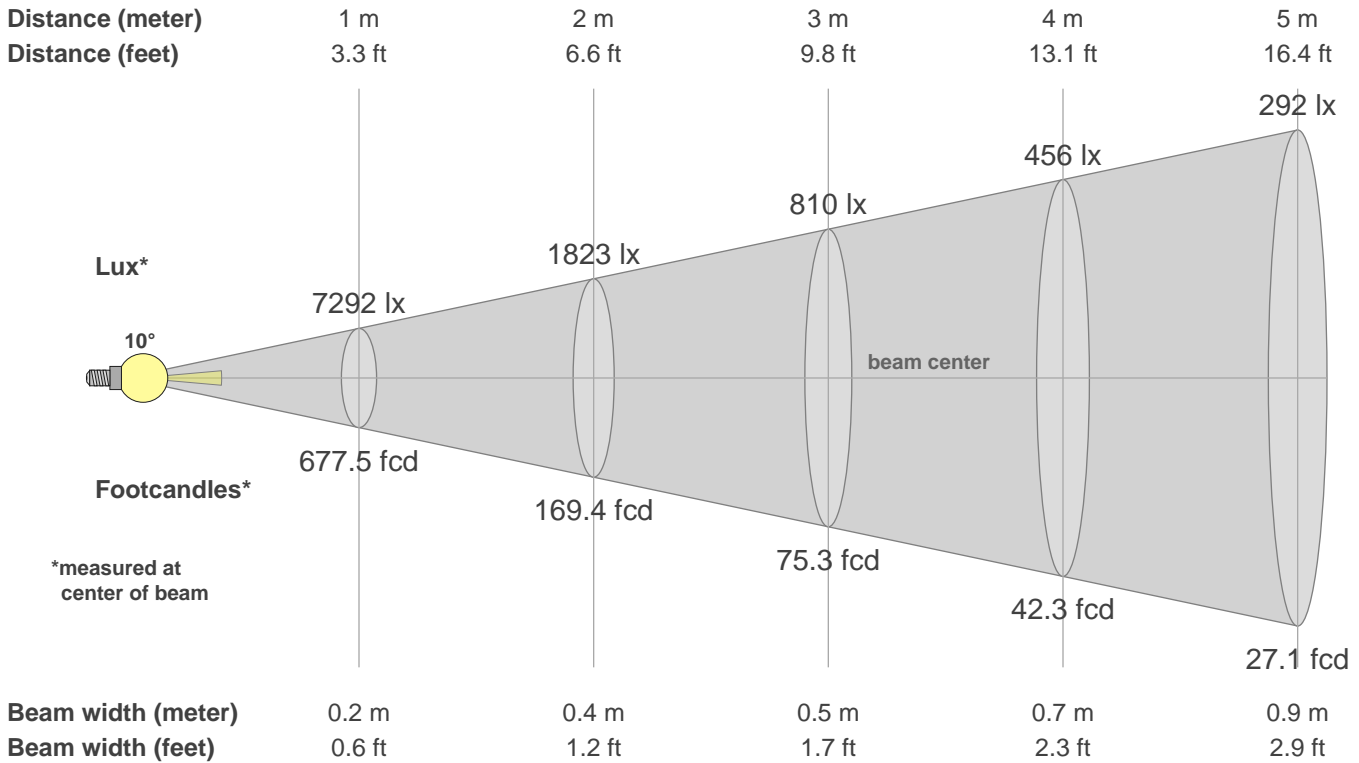
Q1	Q2	Q3	Q4	Q5	Q6	Q7	Q8	Q9	Q10	Q11	Q12	Q13	Q14	Q15
68.21	78.95	84.25	80.04	73.49	65.63	65.96	70.37	76.20	82.13	79.98	74.40	72.31	74.38	78.22

CQS: 73.5



Color parameters

CCT	CRI	CRI R9	TM30 Rf	TM30 Rg	CQS	x	y	u	v	Duv
1937 K	92.9	82.8	81.2	110.2	73.5	0.5	0.4	0.3	0.4	-0.0043



Intensities in 0° c-plane

0°	1°	2°	3°	4°	5°	6°	7°	8°	9°	10°	11°	12°	13°	14°	15°	16°	17°	18°	19°
7292	6828	6364	5495	4602	3712	2824	2038	1475	914	650	386	244	155	92	70	48	40	31	26
100%	94%	87%	75%	63%	51%	39%	28%	20%	13%	9%	5%	3%	2%	1%	1%	1%	1%	0%	0%

Intensities in 90° c-plane

0°	1°	2°	3°	4°	5°	6°	7°	8°	9°	10°	11°	12°	13°	14°	15°	16°	17°	18°	19°
7292	7135	6496	5802	4814	3825	2968	2134	1501	1040	636	432	228	159	103	71	56	42	34	26
100%	98%	89%	80%	66%	52%	41%	29%	21%	14%	9%	6%	3%	2%	1%	1%	1%	1%	0%	0%

Intensities in 180° c-plane

0°	1°	2°	3°	4°	5°	6°	7°	8°	9°	10°	11°	12°	13°	14°	15°	16°	17°	18°	19°
7292	7015	6482	5736	4712	3712	2894	2076	1514	1014	647	419	221	160	99	75	57	44	36	28
100%	96%	89%	79%	65%	51%	40%	28%	21%	14%	9%	6%	3%	2%	1%	1%	1%	1%	0%	0%

Intensities in 270° c-plane

0°	1°	2°	3°	4°	5°	6°	7°	8°	9°	10°	11°	12°	13°	14°	15°	16°	17°	18°	19°
7292	7023	6609	5676	4743	3818	2894	2146	1520	981	668	354	251	154	104	78	58	47	36	30
100%	96%	91%	78%	65%	52%	40%	29%	21%	13%	9%	5%	3%	2%	1%	1%	1%	1%	0%	0%

Beam angle 50%	Field angle 10%	Cutoff angle 2.5%	Intensity ratio in 120° cone	Intensity ratio in 90° cone
10.1°	19.3°	25.1°	100.0%	99.9%