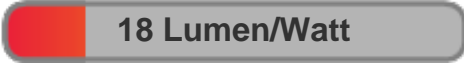


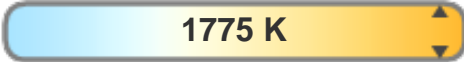
Light efficiency:



Light quality:



Color temperature:



**Output: 229 lm**  
**Peak: 5941 cd**  
**Power: 12.9 W**  
**PF: 0.62**

4 PLANES



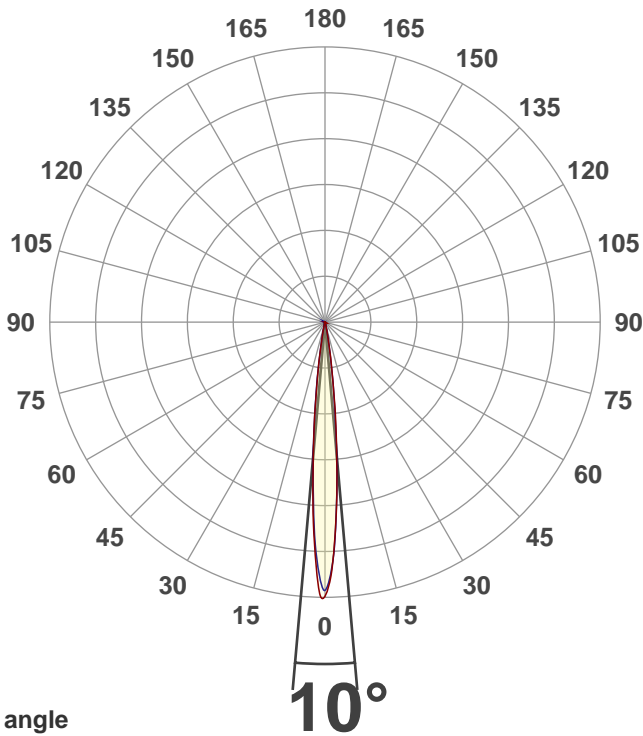
Product name:  
**MEDI-O RGBA Zoom 10 degrees Full Amber**

Date and time:  
**5/13/2021 12:20:50 PM**

Item number:  
**NA**

Minimum order quantity:  
**NA**

Additional information:  
**Ludicrous Mode with zoom 10 degrees (DMX000), Full Amber**



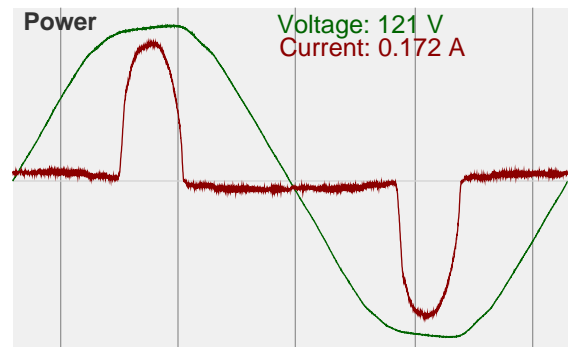
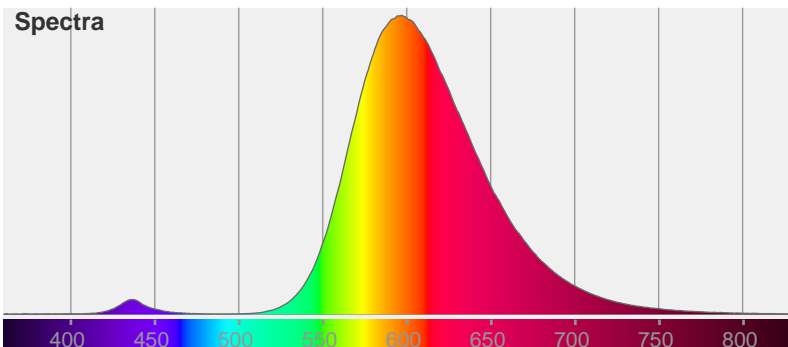
Beam angle

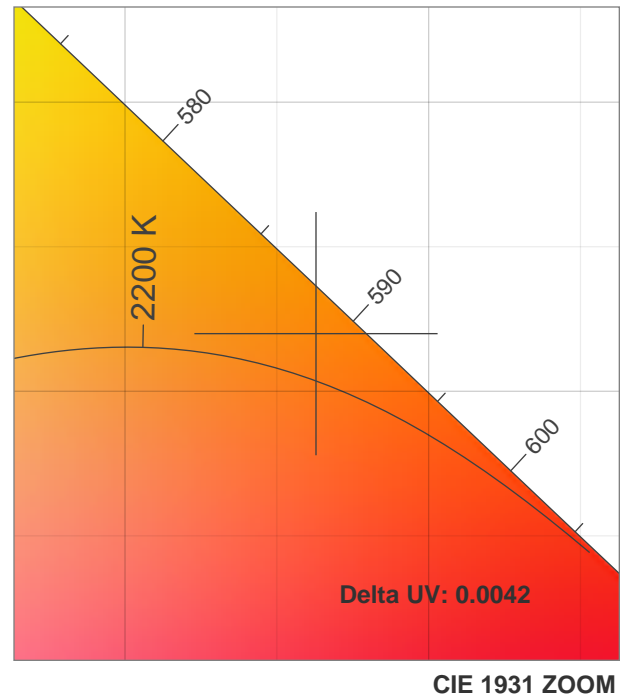
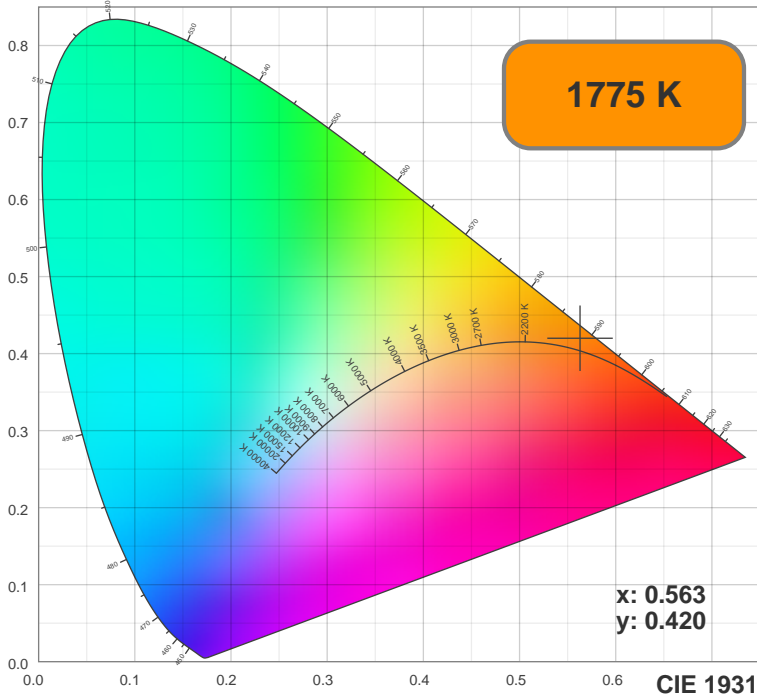

Color



CIE1931  
x: 0.563  
y: 0.420

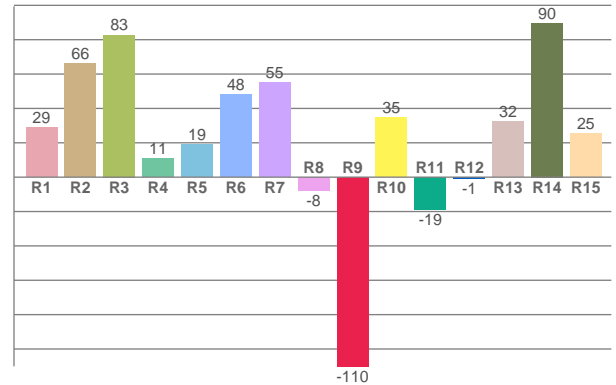
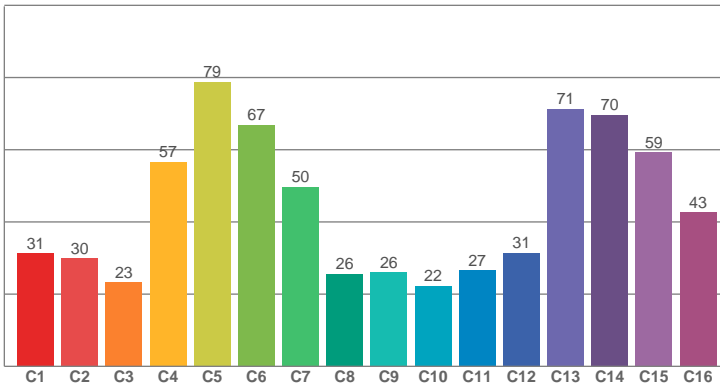
Spectra





TM30: 43.0

CRI: 37.9 (R1-R8)



CRI R values, only R1-R8 are used to calculate final CRI value

R1	R2	R3	R4	R5	R6	R7	R8	R9	R10	R11	R12	R13	R14	R15
29.00	66.19	82.71	11.02	19.13	47.97	55.00	-7.88	-110.09	34.63	-19.13	-0.59	32.27	89.66	25.34

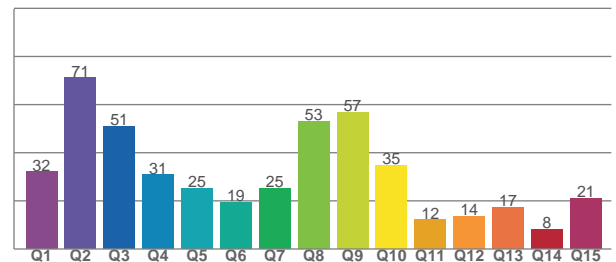
TM30 C values, 16 binned values out of total of 99 C values

C1	C2	C3	C4	C5	C6	C7	C8	C9	C10	C11	C12	C13	C14	C15	C16
31.25	29.84	23.30	56.68	78.77	66.88	49.73	25.60	26.05	22.29	26.61	31.44	71.36	69.70	59.25	42.69

CQS Q values

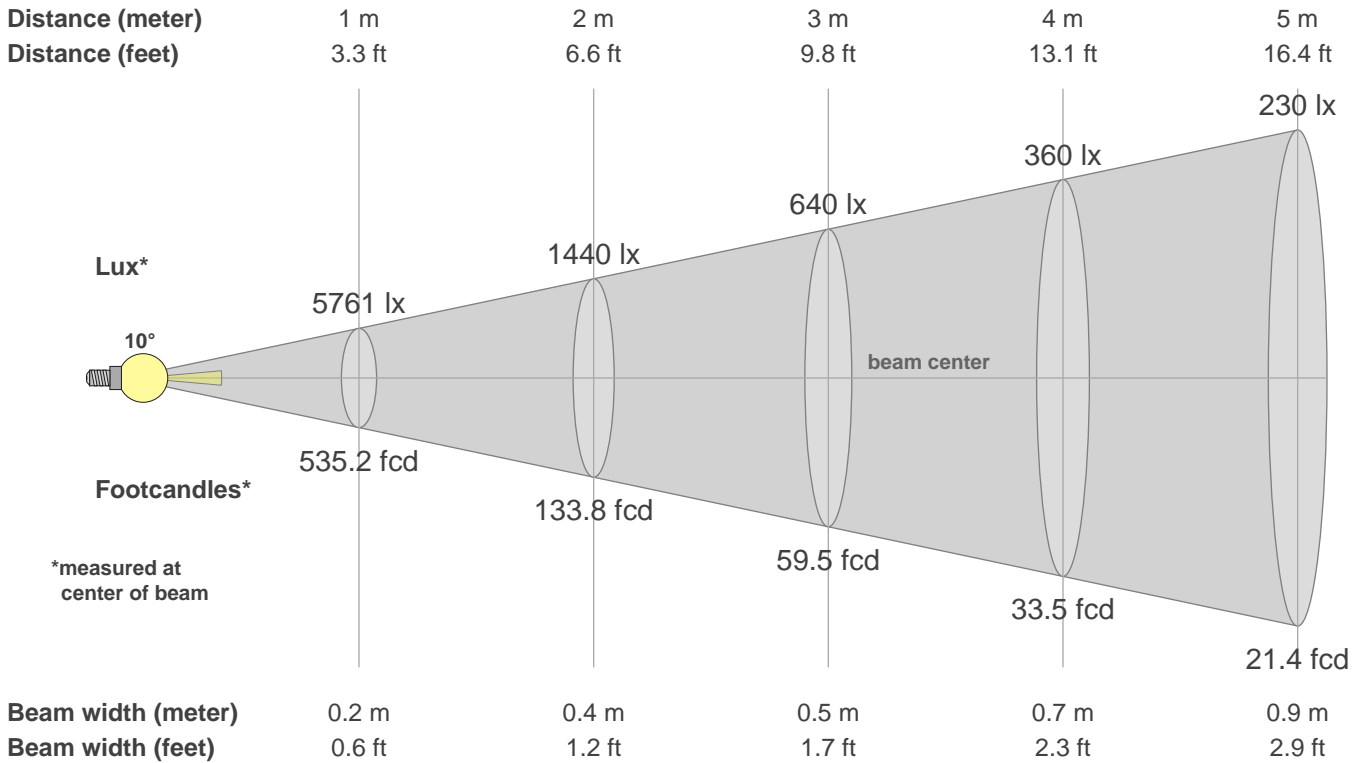
Q1	Q2	Q3	Q4	Q5	Q6	Q7	Q8	Q9	Q10	Q11	Q12	Q13	Q14	Q15
32.06	71.12	50.84	30.77	25.35	19.29	25.09	52.90	56.89	34.80	12.06	13.70	17.44	8.09	21.08

CQS: 27.5



Color parameters

CCT	CRI	CRI R9	TM30 Rf	TM30 Rg	CQS	x	y	u	v	Duv
1775 K	37.9	-110.1	43.0	66.4	27.5	0.6	0.4	0.3	0.4	0.0042



Intensities in 0° c-plane

0°	1°	2°	3°	4°	5°	6°	7°	8°	9°	10°	11°	12°	13°	14°	15°	16°	17°	18°	19°
5761	5581	5073	4399	3709	2988	2266	1723	1179	813	539	321	217	113	85	58	43	34	27	23
100%	97%	88%	76%	64%	52%	39%	30%	20%	14%	9%	6%	4%	2%	1%	1%	1%	1%	0%	0%

Intensities in 90° c-plane

0°	1°	2°	3°	4°	5°	6°	7°	8°	9°	10°	11°	12°	13°	14°	15°	16°	17°	18°	19°
5761	5428	5095	4412	3674	2950	2237	1582	1153	725	499	307	184	123	72	57	42	34	28	23
100%	94%	88%	77%	64%	51%	39%	27%	20%	13%	9%	5%	3%	2%	1%	1%	1%	1%	0%	0%

Intensities in 180° c-plane

0°	1°	2°	3°	4°	5°	6°	7°	8°	9°	10°	11°	12°	13°	14°	15°	16°	17°	18°	19°
5761	5939	5258	4578	3806	2990	2255	1680	1104	792	480	303	193	111	85	58	47	37	30	24
100%	103%	91%	79%	66%	52%	39%	29%	19%	14%	8%	5%	3%	2%	1%	1%	1%	1%	1%	0%

Intensities in 270° c-plane

0°	1°	2°	3°	4°	5°	6°	7°	8°	9°	10°	11°	12°	13°	14°	15°	16°	17°	18°	19°
5761	5480	5047	4458	3694	2946	2298	1649	1187	773	474	310	161	121	81	62	48	38	31	24
100%	95%	88%	77%	64%	51%	40%	29%	21%	13%	8%	5%	3%	2%	1%	1%	1%	1%	1%	0%

Beam angle 50%	Field angle 10%	Cutoff angle 2.5%	Intensity ratio in 120° cone	Intensity ratio in 90° cone
10.0°	19.2°	25.0°	99.9%	99.5%