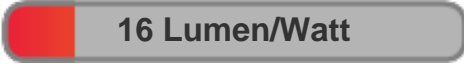


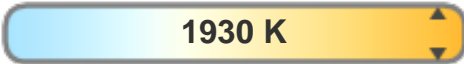
Light efficiency:



Light quality:



Color temperature:



**Output: 283 lm**  
**Peak: 1155 cd**  
**Power: 18.2 W**  
**PF: 0.64**

4 PLANES



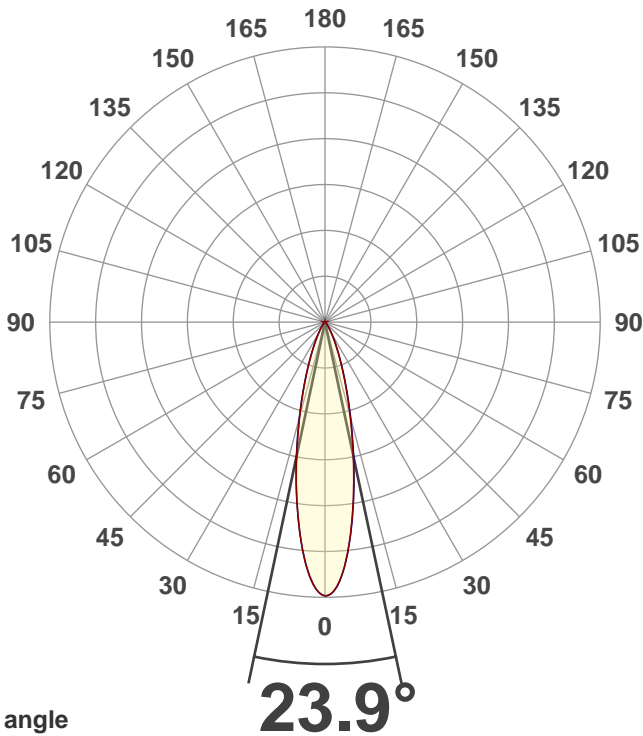
Product name:  
**MEDI-O RGBA Zoom 24 degrees 2000K**

Date and time:  
**5/13/2021 12:56:51 PM**

Item number:  
**NA**

Minimum order quantity:  
**NA**

Additional information:  
**Ludicrous Mode with zoom 24 degrees (DMX128), 2000K (DMX000CCT)**

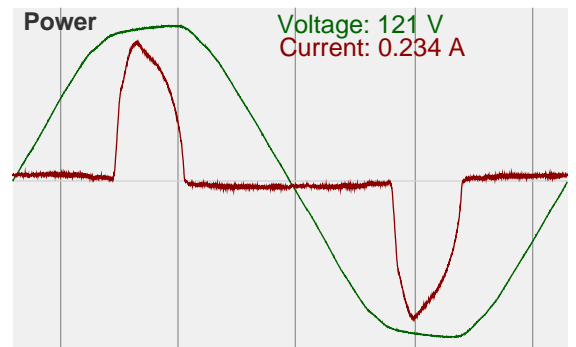
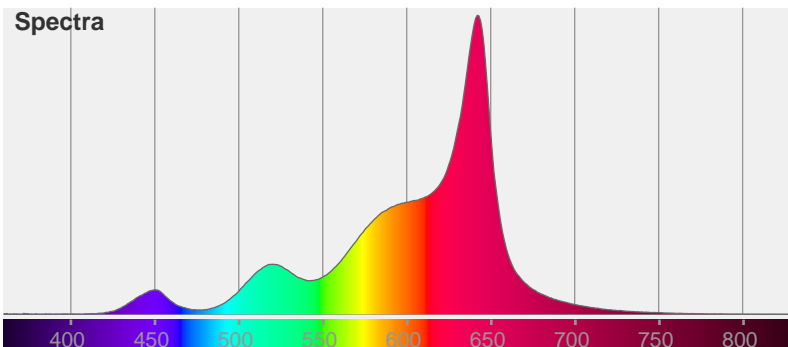


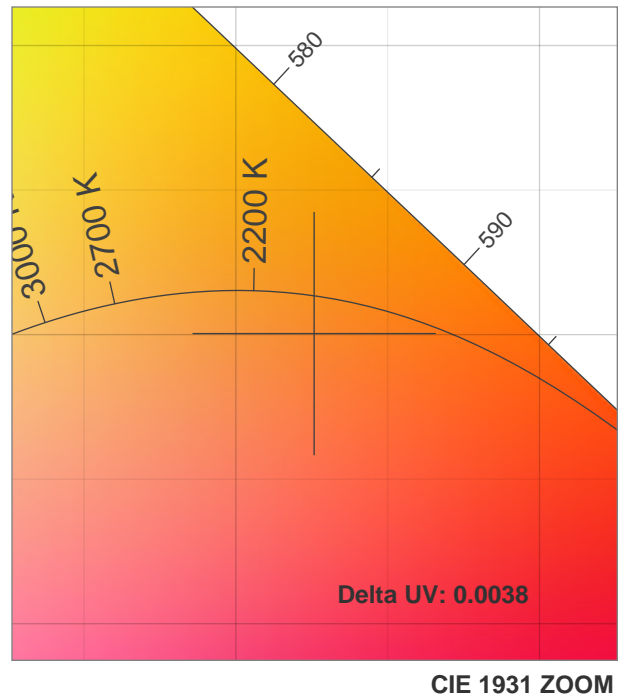
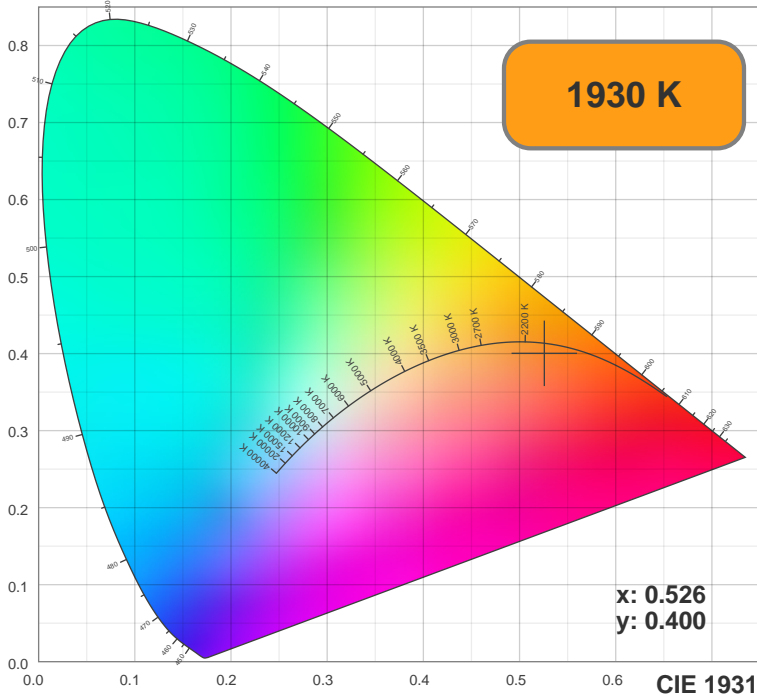
Color



CIE1931  
x: 0.526  
y: 0.400

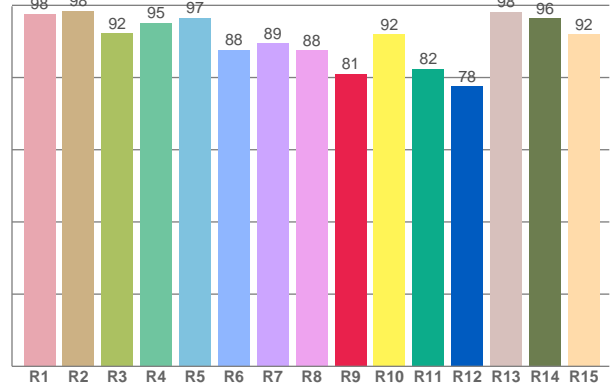
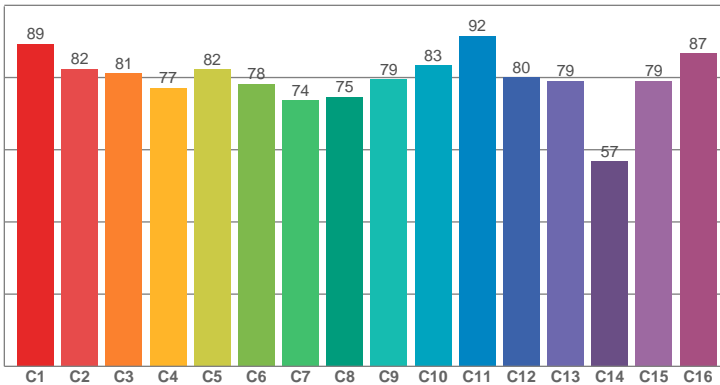
Spectra





TM30: 81.5

CRI: 93.1 (R1-R8)



CRI R values, only R1-R8 are used to calculate final CRI value

R1	R2	R3	R4	R5	R6	R7	R8	R9	R10	R11	R12	R13	R14	R15
97.68	98.47	92.17	95.15	96.52	87.64	89.40	87.59	80.98	91.93	82.40	77.62	98.19	96.39	92.04

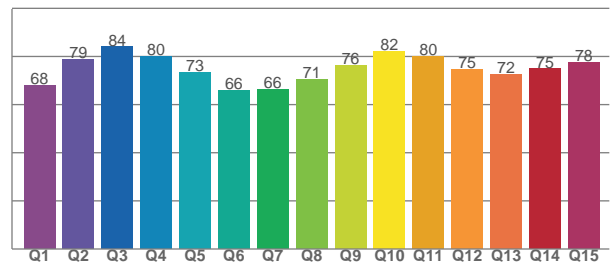
TM30 C values, 16 binned values out of total of 99 C values

C1	C2	C3	C4	C5	C6	C7	C8	C9	C10	C11	C12	C13	C14	C15	C16
89.33	82.45	81.17	77.18	82.28	78.25	73.62	74.61	79.42	83.42	91.59	80.13	79.06	56.79	79.03	86.77

CQS Q values

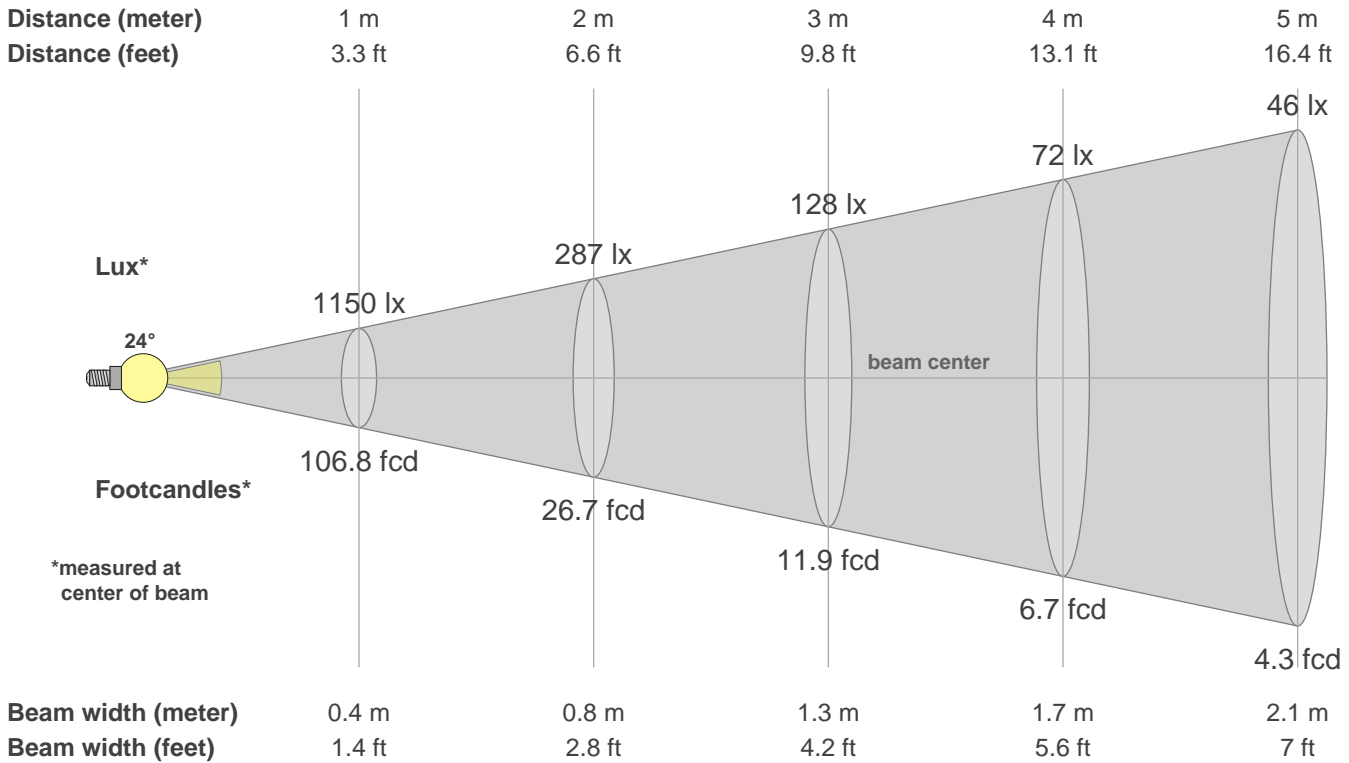

Q1	Q2	Q3	Q4	Q5	Q6	Q7	Q8	Q9	Q10	Q11	Q12	Q13	Q14	Q15
68.01	78.71	84.00	80.08	73.44	65.82	66.39	70.62	76.29	82.01	80.03	74.57	72.49	74.84	77.54

CQS: 73.6



Color parameters

CCT	CRI	CRI R9	TM30 Rf	TM30 Rg	CQS	x	y	u	v	Duv
1930 K	93.1	81.0	81.5	109.6	73.6	0.5	0.4	0.3	0.4	-0.0038



**Intensities in 0° c-plane**

0°	2°	4°	6°	8°	10°	12°	14°	16°	18°	20°	22°	24°	26°	28°	30°	32°	34°	36°	38°
1150	1130	1062	953	827	698	574	462	365	284	218	167	127	97	74	56	43	33	25	20
100%	98%	92%	83%	72%	61%	50%	40%	32%	25%	19%	14%	11%	8%	6%	5%	4%	3%	2%	2%

**Intensities in 90° c-plane**

0°	2°	4°	6°	8°	10°	12°	14°	16°	18°	20°	22°	24°	26°	28°	30°	32°	34°	36°	38°
1150	1127	1057	954	832	704	581	468	373	292	226	173	132	99	75	56	42	32	25	19
100%	98%	92%	83%	72%	61%	51%	41%	32%	25%	20%	15%	11%	9%	7%	5%	4%	3%	2%	2%

**Intensities in 180° c-plane**

0°	2°	4°	6°	8°	10°	12°	14°	16°	18°	20°	22°	24°	26°	28°	30°	32°	34°	36°	38°
1150	1120	1047	943	822	698	574	463	368	288	223	170	129	97	73	55	42	32	25	20
100%	97%	91%	82%	72%	61%	50%	40%	32%	25%	19%	15%	11%	8%	6%	5%	4%	3%	2%	2%

**Intensities in 270° c-plane**

0°	2°	4°	6°	8°	10°	12°	14°	16°	18°	20°	22°	24°	26°	28°	30°	32°	34°	36°	38°
1150	1122	1049	942	821	699	581	471	375	292	224	169	128	96	72	54	40	31	24	18
100%	98%	91%	82%	71%	61%	51%	41%	33%	25%	19%	15%	11%	8%	6%	5%	4%	3%	2%	2%

Beam angle 50%	Field angle 10%	Cutoff angle 2.5%	Intensity ratio in 120° cone	Intensity ratio in 90° cone
23.9°	49.6°	69.6°	99.5%	97.6%