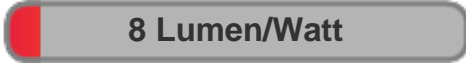




Light efficiency:



Light quality:



Color temperature:



Output: 102 lm

Peak: 116 cd

Power: 13.1 W

PF: 0.61

4 PLANES



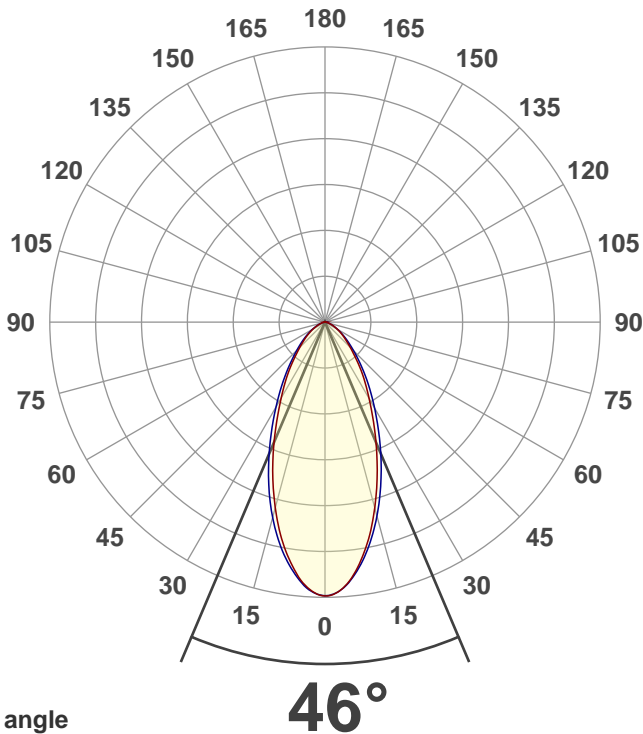
Product name:
MEDI-O RGBA Zoom 46 degrees full red

Date and time:
5/13/2021 1:10:16 PM

Item number:
NA

Minimum order quantity:
NA

Additional information:
Ludicrous Mode with zoom 46 degrees (DMX255) full red

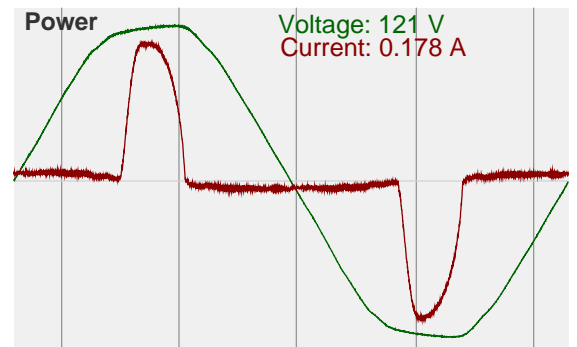
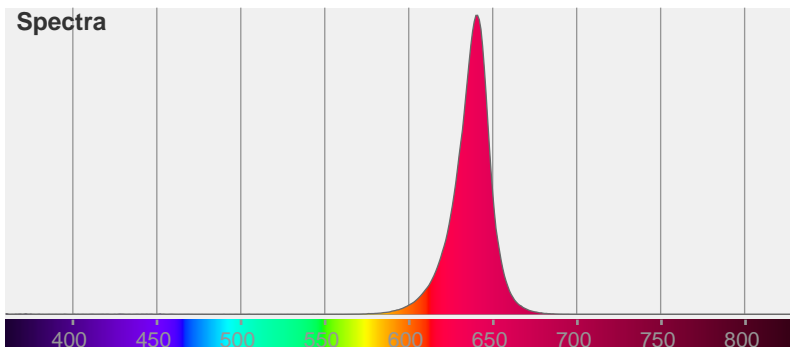


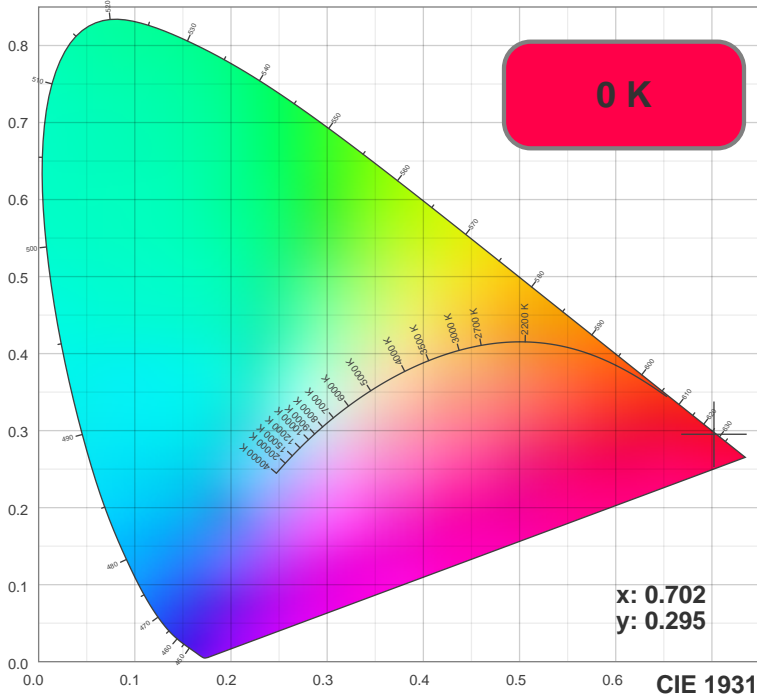
Color



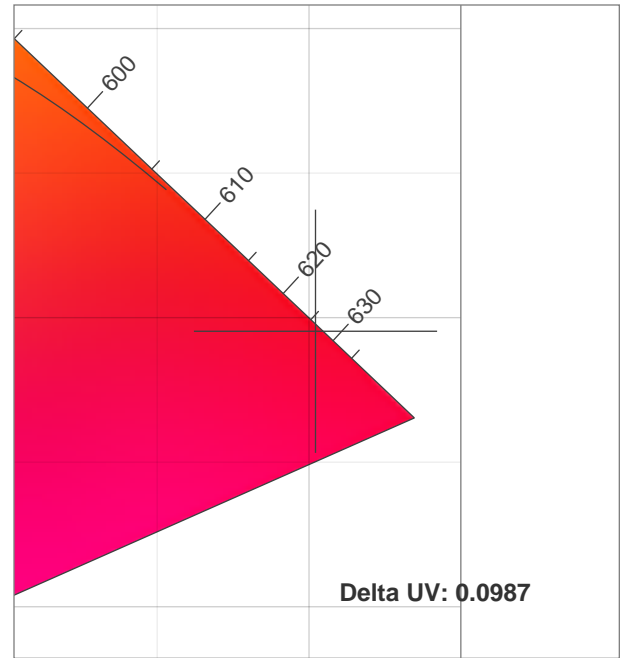
CIE1931
x: 0.702
y: 0.295

Spectra





TM30: 0.0



CRI: 0.0 (R1-R8)

0	0	0	0	0	0	0	0	0	0	0	0	0	0	0	0
C1	C2	C3	C4	C5	C6	C7	C8	C9	C10	C11	C12	C13	C14	C15	C16

0	0	0	0	0	0	0	0	0	0	0	0	0	0	0	0
R1	R2	R3	R4	R5	R6	R7	R8	R9	R10	R11	R12	R13	R14	R15	

CRI R values, only R1-R8 are used to calculate final CRI value

R1	R2	R3	R4	R5	R6	R7	R8	R9	R10	R11	R12	R13	R14	R15
0.00	0.00	0.00	0.00	0.00	0.00	0.00	0.00	0.00	0.00	0.00	0.00	0.00	0.00	0.00

TM30 C values, 16 binned values out of total of 99 C values

C1	C2	C3	C4	C5	C6	C7	C8	C9	C10	C11	C12	C13	C14	C15	C16
0.00	0.00	0.00	0.00	0.00	0.00	0.00	0.00	0.00	0.00	0.00	0.00	0.00	0.00	0.00	0.00

CQS Q values

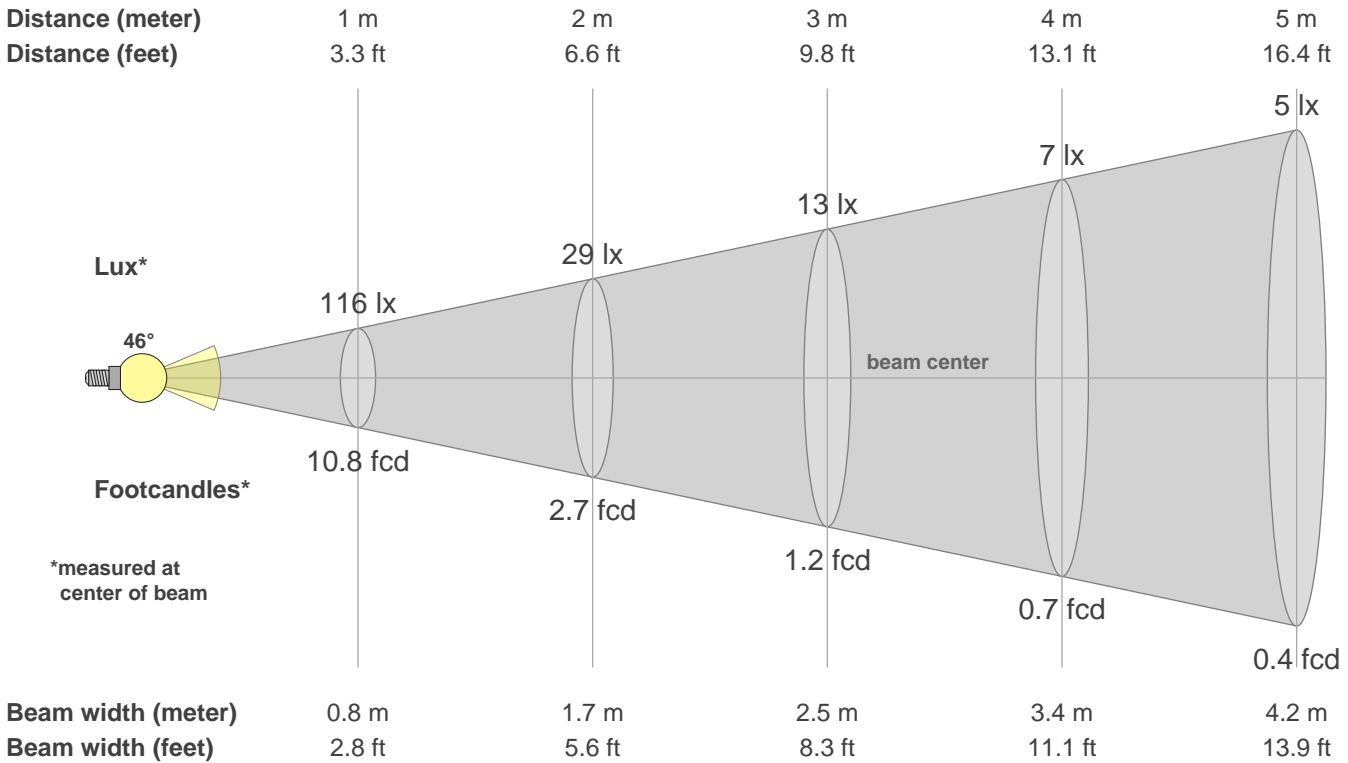
Q1	Q2	Q3	Q4	Q5	Q6	Q7	Q8	Q9	Q10	Q11	Q12	Q13	Q14	Q15
0.00	0.00	0.00	0.00	0.00	0.00	0.00	0.00	0.00	0.00	0.00	0.00	0.00	0.00	0.00

CQS: 0.0

0	0	0	0	0	0	0	0	0	0	0	0	0	0	0	0
Q1	Q2	Q3	Q4	Q5	Q6	Q7	Q8	Q9	Q10	Q11	Q12	Q13	Q14	Q15	

Color parameters

CCT	CRI	CRI R9	TM30 Rf	TM30 Rg	CQS	x	y	u	v	Duv
0 K	0.0	0.0	0.0	0.0	0.0	0.7	0.3	0.5	0.3	NaN



Intensities in 0° c-plane

0°	5°	10°	15°	20°	25°	30°	35°	40°	45°	50°	55°	60°	65°	70°	75°	80°	85°	90°	95°
116	111	98	82	65	50	38	28	21	15	11	8	6	4	3	1	0	0	0	0
100%	96%	85%	70%	56%	43%	32%	25%	18%	13%	10%	7%	5%	4%	2%	1%	0%	0%	0%	0%

Intensities in 90° c-plane

0°	5°	10°	15°	20°	25°	30°	35°	40°	45°	50°	55°	60°	65°	70°	75°	80°	85°	90°	95°
116	111	100	85	70	55	42	32	24	17	13	9	6	4	2	1	0	0	0	0
100%	96%	86%	73%	60%	47%	36%	28%	20%	15%	11%	8%	5%	4%	2%	1%	0%	0%	0%	0%

Intensities in 180° c-plane

0°	5°	10°	15°	20°	25°	30°	35°	40°	45°	50°	55°	60°	65°	70°	75°	80°	85°	90°	95°
116	111	98	82	65	49	37	28	21	15	11	8	6	4	2	1	0	0	0	0
100%	95%	84%	70%	56%	43%	32%	24%	18%	13%	10%	7%	5%	3%	2%	1%	0%	0%	0%	0%

Intensities in 270° c-plane

0°	5°	10°	15°	20°	25°	30°	35°	40°	45°	50°	55°	60°	65°	70°	75°	80°	85°	90°	95°
116	111	100	86	70	55	42	31	23	17	13	9	6	4	2	1	0	0	0	0
100%	96%	86%	74%	60%	47%	36%	27%	20%	15%	11%	8%	5%	3%	2%	1%	0%	0%	0%	0%

Beam angle 50%	Field angle 10%	Cutoff angle 2.5%	Intensity ratio in 120° cone	Intensity ratio in 90° cone
46.0°	100.6°	136.7°	94.6%	81.5%